

FILED FOR RECORD
at 9:55 o'clock A M

APR - 8 2019

LEE H. CHAMBERS
COUNTY CLERK, LIBERTY COUNTY, TEXAS
By Claudette Macias DEPUTY

AFFIDAVIT

**THE STATE OF TEXAS
COUNTY OF LIBERTY**


RE: Monthly Report of the County Treasurer, For the Month Ended February 28, 2019

The Monthly Report of the County Treasurer includes, but is not limited to, money received and disbursed; debts due to and owed by the county; and all other proceedings in the Treasurer's office that pertain to the financial standing of Liberty County. [LGC §114.026(a)(b)]

The County Treasurer's books and the Auditor's general ledger agree. The bank statements have been reconciled and any adjustments have been noted. This affidavit must state the amount of the cash and other assets that are in the custody of the County Treasurer at the time of examination. [LGC §114.026(d)]


TOTAL CASH AND INVESTMENTS HELD BY THE TREASURER ON FEBRUARY 28, 2019
\$32,993,804.02

Therefore, Kim Harris, Liberty County Treasurer, who being fully sworn, upon oath states that the aforementioned monthly report is true and correct to the best of her knowledge.
Filed with accompanying reports this, the 9th day of April, 2019.




Kim Harris, CPA, Liberty County Treasurer

The Monthly Report of the County Treasurer has been submitted for audit. The cash balances agree with the records of the County Auditor, as reconciled. [LGC §114.026(b)]



Dwayne Gott, CPA, Liberty County Auditor

At the regular meeting of the Commissioners' Court on April 9, 2019, Kim Harris, Liberty County Treasurer, presented the Treasurer's Report for the month ended February 28, 2019 for the inspection of the court. After reviewing the Treasurer's Report and having taken reasonable steps to ensure its accuracy, we, the undersigned members of the court, hereby approve the report, subject to independent auditors' review. We hereby affirm that the report complies with the statutes as referenced, and request that it be filed with the official minutes of this meeting. [LGC §114.026(c) and (d)]




Jay Knight, County Judge




Bruce Karbowski, Commissioner, Pct. 1



Greg Arthur, Commissioner, Pct. 2



James 'Boo' Reaves, Commissioner, Pct. 3



Leon Wilson, Commissioner, Pct. 4

**DATE: 4/9/19
EXHIBIT: A**

item 4.3 B

***Monthly Report of County Treasurer
For the Month Ended February 28, 2019***

***Prepared and submitted by Kim Harris, CPA
Liberty County Treasurer***

DATE: 4/9/19
EXHIBIT: A

item 4.3 B

Monthly Report of County Treasurer
Prepared by Kim Harris, CPA, Liberty County Treasurer

Index to Report

	<u>Page</u>
<u>Section 1 - Cash Flow</u>	
Statement of Cash Receipts and Disbursements	
General Fund	1 - 3
Special Funds	4
Bank Collateral	
First Liberty National Bank	5
Prosperity Bank	6
Bond Indebtedness	7
<u>Section 2 - Investments</u>	8
<u>Section 3 - Benefits & Insurance</u>	9
<u>Section 4 - Receipt Register</u>	10-26
<u>Section 5 - Leave Liability Report</u>	27-42
<u>Section 6 - Check Register</u>	43-54

DATE: 4/9/19
EXHIBIT: A

item 4.3 B

Section 1 – Cash Flow

Statement of Cash Receipts and Disbursements

DATE: 4/9/19
EXHIBIT: A

item 4.3 B **Liberty County, Texas - General Fund**
Combined Statement of Cash Receipts and Disbursements
For the Month Ended February 28, 2019

<u>Account Name</u>	<u>Balance 1/31/2019</u>	<u>Cash Receipts</u>	<u>Cash Disbursements</u>	<u>Balance 2/28/2019</u>
<u>GENERAL FUND</u>				
Cash	9,726,512.13	14,238,898.60	(3,268,928.87)	20,696,481.86
<u>DISTRICT ATTORNEY FUND</u>				
Cash	30,038.81	150.00	(416.92)	29,771.89
<u>DISTRICT ATTORNEY PROGRAMS</u>				
Cash - Special Investigative	819,753.22	0.00	(1,194.67)	818,558.55
Cash - Welfare Fraud	1,736.85	0.00	0.00	1,736.85
Cash - Crime Prevention	199.30	0.00	0.00	199.30
	821,689.37	0.00	(1,194.67)	820,494.70
<u>ROAD & BRIDGE FUND</u>				
Cash	1,757,243.73	3,403,384.99	(736,482.65)	4,424,146.07
<u>CHILD ABUSE/FAMILY VIOLENCE FUND</u>				
Cash	1,670.41	177.15	0.00	1,847.56
<u>VICTIMS ASSISTANCE COORDINATOR</u>				
Cash	(10,559.16)	13,267.62	(5,117.48)	(2,409.02)
<u>LAND ACQUISITION ROW</u>				
Cash	612,661.01	25,845.00	(72,184.66)	566,321.35
<u>ELECTION SERVICE CONTRACT</u>				
Cash	9,720.04	0.00	0.00	9,720.04
<u>RECORDS MANAGEMENT - COUNTY CLERK</u>				
Cash	757,681.74	19,507.24	(6,859.12)	770,329.86
<u>DISTRICT CLERK - TDCJ ACCOUNT</u>				
Cash	11,929.08	0.00	0.00	11,929.08
<u>LAW LIBRARY FUND</u>				
Cash	59,741.80	3,640.00	(1,316.62)	62,065.18
<u>JP TECHNOLOGY FUND</u>				
Cash	131,653.75	2,269.97	(886.16)	133,037.56
<u>CO. & DIST. CLERK TECHNOLOGY</u>				
Cash	17,017.15	148.14	0.00	17,165.29
<u>COURT RECORD PRESERVATION</u>				
Cash	114,001.00	1,280.00	0.00	115,281.00
<u>CO. ATTY. - PRE-TRIAL DIVERSION</u>				
Cash	247,832.85	2,000.00	(1,590.42)	248,242.43
<u>HOMELAND SECURITY PROGRAM</u>				
Cash	35,445.00	500.00	0.00	35,945.00

DATE: 4/9/19
EXHIBIT: A
Page 1

item 4.3 B

Liberty County, Texas - General Fund
Combined Statement of Cash Receipts and Disbursements
For the Month Ended February 28, 2019

<u>Account Name</u>	<u>Balance 1/31/2019</u>	<u>Cash Receipts</u>	<u>Cash Disbursements</u>	<u>Balance 2/28/2019</u>
<u>ADULT GANG INVESTIGATOR GRANT</u>				
Cash	(0.00)	0.00	0.00	(0.00)
<u>DISTRICT CLERK CHILD SUPPORT</u>				
Cash	0.00	0.00	0.00	0.00
<u>SECURITY FEE</u>				
Cash	73,158.10	5,237.48	(4,882.74)	73,512.84
<u>DISTRICT CLERK RECORDS MANAGEMENT</u>				
Cash	58,656.58	1,341.58	(185.00)	59,813.16
<u>COMMISSIONER'S COURT RECORDS MANAGEMENT</u>				
Cash	193,356.49	1,682.75	(1,593.75)	193,445.49
<u>CONSTABLES FORFEITURE FUND</u>				
Cash	37,258.33	0.00	0.00	37,258.33
Cash - Seizure	0.00	0.00	0.00	0.00
	37,258.33	0.00	0.00	37,258.33
<u>DARE CONTRIBUTIONS</u>				
Cash	1,479.33	97.74	(464.25)	1,112.82
<u>DA FEDERAL FORFEITURE</u>				
Cash	17,230.45	0.00	0.00	17,230.45
<u>SHERIFF FEDERAL FORFEITURE</u>				
Cash	0.00	0.00	0.00	0.00
<u>CDBG GRANT #13-307-000-7582</u>				
Cash	1,786.20	0.00	0.00	1,786.20
<u>CDBG GRANT #13-307-000-7583</u>				
Cash	1.00	0.00	0.00	1.00
<u>GLO CONTRACT #13-314-000-7601</u>				
Cash	(8,258.73)	264,818.20	(265,218.20)	(8,658.73)
<u>C.O. SERIES 2008</u>				
Cash	3,850,431.20	1,628.63	(2,960,000.00)	892,059.83
<u>TDA #713290 HARDIN WS</u>				
Cash	0.00	0.00	0.00	0.00
<u>TDHCA #70090006</u>				
Cash	(0.00)	0.00	0.00	(0.00)
<u>FEMA Road & Bridge Projects</u>				
Cash	80,383.95	0.00	0.00	80,383.95

DATE: 4/9/19
EXHIBIT: A
Page 2

item 4.3 B **Liberty County, Texas - General Fund**
Combined Statement of Cash Receipts and Disbursements
For the Month Ended February 28, 2019

<u>Account Name</u>	<u>Balance 1/31/2019</u>	<u>Cash Receipts</u>	<u>Cash Disbursements</u>	<u>Balance 2/28/2019</u>
<u>GRANT - DRS #10099</u>				
Cash	14,123.61	0.00	0.00	14,123.61
<u>COUNTY OFFICIALS FUND</u>				
Cash	39,122.14	7,384.05	(5,774.42)	40,731.77
<u>STATE COURT COST FUND</u>				
Cash	105,465.19	79,461.11	(685.00)	184,241.30
<u>COUNTY ATTORNEY CHECK COLLECTIONS</u>				
Cash	17,714.14	0.00	(355.56)	17,358.58
<u>JUVENILE PROBATION</u>				
Cash	45,500.65	32,630.00	(39,922.20)	38,208.45
<u>DA SEIZURES</u>				
Cash	(0.00)	0.00	0.00	(0.00)
<u>GRAND TOTALS</u>	18,851,687.34	18,105,350.25	(7,374,058.69)	29,582,978.90

item 4.3 B **Liberty County, Texas - Special Funds**
Combined Statement of Cash Receipts and Disbursements
For the Month Ended February 28, 2019

<u>Account Name</u>	<u>1/31/2019 Balance</u>	<u>Cash Receipts</u>	<u>Cash Disbursements</u>	<u>2/28/2019 Balance</u>
<u>SHERIFF'S SEIZURE</u>				
Cash	269,358.99	72.32	0.00	269,431.31
<u>CSCD - CIVIL FEES</u>				
Cash	30,030.43	1,673.35	0.00	31,703.78
<u>OLD RIVER DRAINAGE DISTRICT</u>				
Cash	924,809.15	210,022.50	(43,392.55)	1,091,439.10
<u>DEBT SERVICE</u>				
Cash	624,897.28	3,654,724.27	(3,027,412.88)	1,252,208.67
<u>BENEFITS & INSURANCE</u>				
Cash	341,366.37	508,347.14	(417,619.92)	432,093.59
<u>CS & CD PROGRAMS</u>				
Cash	439,028.06	93,705.38	(203,996.72)	328,736.72
<u>PAYROLL CLEARING</u>				
Cash - Deduction Clearing A/C	70.66	1,769,735.36	(1,770,187.02)	(381.00)
Cash - Payroll	5,580.79	34,574.86	(34,562.70)	5,592.95
FUND TOTALS	5,651.45	1,804,310.22	(1,804,749.72)	5,211.95
<u>GRAND TOTALS</u>	2,635,141.73	6,272,855.18	(5,497,171.79)	3,410,825.12

item 4.3 B

Bank Collateral

DATE: 4/9/19
EXHIBIT: A

Pledge Security Listing

February 28, 2019

Description	Safekeeping Location	Safekeeping Receipt	Coupon	Maturity Date	Call Date	Moody	S&P	Fitch	ASC 320	Face Amount	Current Par	Current Book Value	Market Value	Gain(Loss)
Liberty County Treasurer														
SABINE PASS TX ISD	TIB		2.50	08/15/2027	08/15/2022	NR	AAA	NR	AFS	200,000	200,000.00	202,973.88	203,059.54	85.66
WACO TX ISD	TIB		0.00	08/15/2020		AAA	NR	NR	AFS	750,000	750,000.00	715,131.75	725,648.60	10,516.85
HARDIN TX ISD	TIB		2.00	08/15/2020		AAA	NR	NR	AFS	290,000	290,000.00	293,921.03	290,207.32	(3,713.71)
LULING TX ISD	TIB		3.00	08/15/2020		NR	AAA	NR	AFS	265,000	265,000.00	272,242.67	268,995.22	(3,247.45)
FNMA #MA2233			2.50	04/01/2025		AAA	AA+	AAA	AFS	2,500,000	998,960.78	1,003,678.10	990,145.11	(13,532.99)
FHLMC #J17232			3.00	11/01/2026		AAA	AA+	AAA	AFS	3,500,000	916,614.55	916,112.99	919,424.45	3,311.46
Total for Liberty County Treasurer										7,505,000	3,420,575.33	3,404,060.42	3,397,480.24	(6,580.18)

Pledge Security Listing

February 28, 2019

Description	Safekeeping Location	Safekeeping Receipt	Coupon	Maturity Date	Call Date	Moody	S&P	Fitch	ASC 320	Face Amount	Current Par	Current Book Value	Market Value	Gain(Loss)
LIBERTY COUNTY TREASURER														
FHLMC #G12454	FHLB	x	5.50	11/01/2021		AAA	AA+	AAA	HTM	4,000,000	35,913.48	35,913.55	36,686.86	773.31
FHLMC #G12398	FHLB	x	6.00	09/01/2021		AAA	AA+	AAA	HTM	1,000,000	10,545.59	10,545.60	10,790.73	245.13
FNMA #797776	FHLB	x	4.50	03/01/2020		AAA	AA+	AAA	HTM	33,723,844	94,664.18	94,664.52	95,061.10	396.58
FNMA #889901	FHLB	x	4.50	09/01/2020		AAA	AA+	AAA	HTM	12,892,835	116.55	116.64	117.10	0.46
FNMA #890501	FHLB		2.00	11/01/2027		AAA	AA+	AAA	HTM	9,000,000	3,652,576.47	3,685,137.70	3,555,329.03	(129,808.67)
FNMA #890501	FHLB		2.00	11/01/2027		AAA	AA+	AAA	HTM	18,000,000	7,305,152.94	7,371,086.33	7,110,658.06	(260,428.27)
FNMA #AL3041	FHLB		2.00	02/01/2028		AAA	AA+	AAA	HTM	2,991,925	1,237,627.34	1,246,934.30	1,204,284.94	(42,649.36)
FHLMC #J22739	FHLB		2.50	03/01/2028		AAA	AA+	AAA	HTM	4,310,816	1,732,340.21	1,732,340.21	1,712,777.46	(19,562.75)
FHLMC #G18497	FHLB		3.00	01/01/2029		AAA	AA+	AAA	HTM	8,000,000	3,182,481.84	3,242,542.92	3,195,401.16	(47,141.76)
FNMA #AX7595	FHLB		2.50	01/01/2030		AAA	AA+	AAA	HTM	2,000,000	945,025.26	968,377.45	923,218.80	(45,158.65)
FNMA #AL8048	FHLB		3.00	11/01/2032		AAA	AA+	AAA	HTM	500,000	309,473.20	320,527.99	308,714.99	(11,813.00)
FNMA #AS8102	FHLB		2.50	10/01/2031		AAA	AA+	AAA	HTM	9,000,000	6,638,853.96	6,801,264.53	6,487,737.05	(313,527.48)
FHLMC #U89056	FHLB		3.00	03/01/2034		AAA	AA+	AAA	HTM	7,000,000	4,260,721.08	4,379,069.52	4,241,760.87	(137,308.65)
Total for LIBERTY COUNTY TREASURER										112,419,420	29,405,492.10	29,888,521.26	28,882,538.15	(1,005,983.11)

item 4.3 B

Bond Indebtedness

DATE: 4/9/19
EXHIBIT: A

item 4.3 B

Liberty County, Texas Future Debt Service Requirements As of February 28, 2019

FYE 9/30	Tax Notes, Series 2019			GO Refunding, Series 2012			Annual Total
	Principal	Interest	Total	Principal	Interest	Total	
2019	275,000	27,304.51	302,304.51	1,145,000	61,474	1,206,474	1,508,779
2020	365,000	70,414.50	435,414.50	1,165,000	103,370	1,268,370	1,703,785
2021	375,000	59,501.00	434,501.00	1,190,000	83,448	1,273,448	1,707,949
2022	385,000	48,288.50	433,288.50	1,210,000	63,099	1,273,099	1,706,388
2023	400,000	36,777.00	436,777.00	1,230,000	42,408	1,272,408	1,709,185
2024	410,000	24,817.00	434,817.00	1,250,000	21,373	1,271,373	1,706,190
2025	420,000	12,558.00	432,558.00				432,558
Total	\$2,630,000	279,660.51	2,909,660.51	\$7,190,000	\$375,172	\$7,565,172	\$10,474,833

DEBT SERVICE REQUIREMENTS AS OF JANUARY 31, 2019:

FYE 9/30	GO Refunding, Series 2010			GO Refunding, Series 2012			Annual Total
	Principal	Interest	Total	Principal	Interest	Total	
2019	245,000	59,200	304,200	1,145,000	61,474	1,206,474	1,510,674
2020	255,000	108,600	363,600	1,165,000	103,370	1,268,370	1,631,970
2021	265,000	98,400	363,400	1,190,000	83,448	1,273,448	1,636,848
2022	280,000	87,800	367,800	1,210,000	63,099	1,273,099	1,640,899
2023	290,000	76,600	366,600	1,230,000	42,408	1,272,408	1,639,008
2024	300,000	65,000	365,000	1,250,000	21,373	1,271,373	1,636,373
2025	310,000	53,000	363,000				363,000
2026	325,000	40,600	365,600				365,600
2027	335,000	27,600	362,600				362,600
2028	355,000	14,200	369,200				369,200
Total	\$2,960,000	\$631,000	\$3,591,000	\$7,190,000	\$375,172	\$7,565,172	\$11,156,172

DATE: 4/9/19
EXHIBIT: A
Page 7

item 4.3 B

Section 2 – Investments

DATE: 4/9/19
EXHIBIT: A

item 4.3 B

INVESTMENTS

Liberty County accepted bids for a four-year depository contract in May, 2015. Commissioners Court voted to accept Prosperity Bank as depository.

Liberty County funds are currently invested in the following:

Interest-Bearing Accounts

Interest-bearing checking and money market accounts are held at Prosperity Bank. Under the terms of the four-year contract with Prosperity Bank beginning June 1, 2015, interest will be paid as follows:

NOW Account (Checking with Interest)

Prosperity Bank's posted NOW Account rate, as it changes, plus .10% with a floor of .35%

Money Market Account

Prosperity Bank's posted Prosperfect MMA rate, as it changes, with a floor of .40%

Total interest earned on Prosperity Bank accounts for the month of February, 2019 was \$8,626.29.


TexSTAR and LOGIC Government Investment Pool

In February, 2019, the following amounts were invested/earned in TexSTAR and LOGIC:

<u>Account</u>	<u>Principal Investment</u>	<u>February Interest</u>	<u>February 28, 2019 Cumulative Balance</u>
General Fund (TexSTAR)	\$ 0.00	\$ 12.80	\$ 6,966.35
C.O. 2008 (TexSTAR)	\$ 819,000.00	\$ 1,627.78	\$ 885,746.19
General Fund (LOGIC)	\$12,001,000.00	\$24,622.12	\$12,327,139.66

This report is made in accordance with provisions of Government Code 2256 (Section 2256.023), the Public Funds Investment Act. The investments held in the Liberty County portfolio comply with the Public Funds Investment Act and the Liberty County Investment Policy.

Submitted to Commissioners Court of Liberty County on April 9, 2019 by:



Kim Harris, Liberty County Investment Officer

item 4.3 B

Section 3 – Benefits & Insurance

DATE: 4/9/19
EXHIBIT: A

item 4.3 B

**LIBERTY COUNTY BENEFITS AND INSURANCE
FINANCIAL REPORT
FOR THE CALENDAR YEAR ENDED DECEMBER 31, 2019
PREPARED AND SUBMITTED BY KIM HARRIS, TREASURER**

	Payroll Contrib.	Interest Earned	Retiree/ COBRA	Other	Explanation for Other	Contract Firm Fdtns.	Claims/Admin BCBS	Admin./Prem.	Premium Life Ins.	Net Change per Month	Account Balance
Beg. Bal.											591,869.88
January	493,533.28	263.37	11,366.73	175,000.00	Xfer from Gen Fund	(19,740.34)	(887,769.32)	(48,232.93)	(3,352.17)	(250,503.51)	341,366.37
				21,269.59	Flex refund						
				7,158.28	Cigna claim refund						
February	494,011.69	222.63	5,717.34	32.90	Cigna claim refund	(19,740.34)	(361,908.83)	(24,305.66)	(3,302.51)	90,727.22	432,093.59
March										0.00	432,093.59
April										0.00	432,093.59
May										0.00	432,093.59
June										0.00	432,093.59
July										0.00	432,093.59
August										0.00	432,093.59
September										0.00	432,093.59
October										0.00	432,093.59
November										0.00	432,093.59
December										0.00	432,093.59
Total	987,544.97	486.00	17,084.07	28,460.77		(39,480.68)	(1,249,678.15)	(72,538.59)	(6,654.68)	(159,776.29)	432,093.59
	<u>493,772.49</u>				Avg. P/R Contrib/Month		<u>(624,839.08)</u>				
							Avg. Claims/Month				

Additional contributions received from General Fund:

Comm. Court, June 29, 2010, Agenda #7	1,000,000.00
Comm. Court, Jan. 11, 2011, Agenda #14	500,000.00
Comm. Court, July 26, 2011, Agenda #25	500,000.00
Comm. Court, Dec. 20, 2011, Agenda #15	500,000.00
Comm. Court, April 24, 2012, Agenda #30	500,000.00
Comm. Court, Nov. 27, 2012, Agenda #19	128,000.00
Comm. Court, Feb. 12, 2013, Agenda #30	500,000.00
FYE 2019 Budget Draw	175,000.00
	<u>3,803,000.00</u>

DATE: 4/9/19
EXHIBIT: A

item 4.3 B

Section 4 – Receipt Register

DATE: 4/9/19
EXHIBIT: A

item 4.3 B

RECEIPT REGISTER
 RECEIPT DATES FROM 02/01/2019 TO 02/28/2019

RECEIPT NUMBER	DATE	STATUS	CASH/	CHECK/	MONEYORDER/	EFT/	OTHER/	/	RECEIPT AMOUNT
49704	02/01/2019	PX CONSTABLE JOSLIN		75.00					75.00
49705	02/01/2019	PX JUDGE DAVIS	614.01	1,883.10					2,497.11
49706	02/01/2019	PX ENGINEERING		1,750.00					1,750.00
49707	02/01/2019	PX HOUSING AUTHORITY		5,981.51					5,981.51
49708	02/01/2019	PX JUDGE HEBERT		403.00					403.00
49709	02/01/2019	PX BOND SUPERVISION		113.50					113.50
49710	02/01/2019	PX COUNTY CLERK		53.00					53.00
49711	02/01/2019	PX COUNTY CLERK		1.96					1.96
49712	02/04/2019	PX COMMISSIONER BRUCE KARBOWSKI	525.00						525.00
49713	02/04/2019	PX COMMISSIONER BRUCE KARBOWSKI		170.00					170.00
49714	02/04/2019	PX COUNTY CLERK		7.00					7.00
49715	02/04/2019	PX COUNTY CLERK		6,545.00					6,545.00
49716	02/04/2019	PX COUNTY CLERK		3,265.00					3,265.00
49717	02/04/2019	PX COUNTY CLERK		894.10					894.10
49718	02/04/2019	PX JUDGE CODY PARRISH	375.00						375.00
49719	02/04/2019	PX JUDGE WADE BROWN		1,995.10					1,995.10
49720	02/04/2019	PX JUDGE WADE BROWN		552.10					552.10
49721	02/04/2019	PX JUDGE RALPH FULLER		8,769.20					8,769.20
49722	02/04/2019	PX STATE COMPTROLLER-DIRECT DEPOSIT				13,267.62			13,267.62

item 4.3 B

RECEIPT REGISTER
 RECEIPT DATES FROM 02/01/2019 TO 02/28/2019

RECEIPT NUMBER	DATE	STATUS	CASH/	CHECK/	MONEYORDER/	EFT/	OTHER/	/	RECEIPT AMOUNT
49723	02/04/2019	PX STATE COMPTROLLER-DIRECT DEPOSIT				1,640.00			1,640.00
49724	02/04/2019	PX COMMISSIONER GREG ARTHUR	2,282.00						2,282.00
49725	02/04/2019	PX COMMISSIONER GREG ARTHUR		101.15					101.15
49726	02/04/2019	PX SHERIFF'S DEPARTMENT		150.00					150.00
49727	02/04/2019	PX SHERIFF'S DEPARTMENT		405.00					405.00
49728	02/04/2019	PX ENGINEERING		225.00					225.00
49729	02/05/2019	PX TAX COLLECTOR		69,150.18					69,150.18
49730	02/05/2019	PX JUDGE CODY PARRISH	1,055.00	57.00					1,112.00
49731	02/05/2019	PX COUNTY ATTORNEY	200.00						200.00
49732	02/05/2019	PX DISTRICT CLERK		4,909.00					4,909.00
49733	02/05/2019	PX DISTRICT CLERK		3,204.60					3,204.60
49734	02/05/2019	PX DISTRICT CLERK		4,000.00					4,000.00
49735	02/05/2019	PX COUNTY CLERK		1,299.00					1,299.00
49736	02/05/2019	PX COUNTY CLERK		1,949.25					1,949.25
49737	02/05/2019	PX COUNTY CLERK		804.00					804.00
49738	02/05/2019	PX ENGINEERING		1,252.00					1,252.00
49739	02/06/2019	PX COMMISSIONER BRUCE KARBOWSKI		850.00					850.00
49740	02/06/2019	PX ENGINEERING		975.00					975.00
49741	02/06/2019	PX ENGINEERING		1,875.00					1,875.00

item 4.3 B

RECEIPT REGISTER
RECEIPT DATES FROM 02/01/2019 TO 02/28/2019

RECEIPT NUMBER	DATE	STATUS	CASH/	CHECK/	MONEYORDER/	EFT/	OTHER/	/	RECEIPT AMOUNT
49742	02/06/2019	PX ENGINEERING		150.00					150.00
49743	02/06/2019	PX ENGINEERING		1,425.00					1,425.00
49744	02/06/2019	PX ENGINEERING		825.00					825.00
49745	02/06/2019	PX COUNTY CLERK		203.00					203.00
49746	02/06/2019	PX COUNTY CLERK		2,261.00					2,261.00
49747	02/06/2019	PX COUNTY CLERK		232.04					232.04
49748	02/06/2019	PX ENGINEERING		8,400.00					8,400.00
49749	02/06/2019	PX JUDGE LARRY WILBURN		4,446.70					4,446.70
49750	02/06/2019	PX DISTRICT CLERK		3,344.00					3,344.00
49751	02/06/2019	PX STATE COMPTROLLER-DIRECT DEPOSIT				379.26			379.26
49752	02/06/2019	PX JUDGE HEBERT		2,759.10	1,669.60				4,428.70
49753	02/06/2019	PX SHERIFF'S DEPARTMENT		8,599.30					8,599.30
49754	02/06/2019	PX SHERIFF'S DEPARTMENT		9,877.65					9,877.65
49755	02/06/2019	PX SHERIFF'S DEPARTMENT		15,833.04					15,833.04
49756	02/06/2019	PX OLD RIVER DRAINAGE DIST #1				209,727.17			209,727.17
49757	02/06/2019	PX TSA TREASUER 310				2,545.12			2,545.12
49758	02/07/2019	PX JUDGE CODY PARRISH	715.70	3,458.40	201.00				4,375.10
49759	02/07/2019	PX COUNTY ATTORNEY	1,090.12						1,090.12
49760	02/07/2019	PX ENGINEERING			125.00				125.00

RECEIPT REGISTER
 RECEIPT DATES FROM 02/01/2019 TO 02/28/2019

item 4.3 B

RECEIPT NUMBER	DATE	STATUS	CASH/	CHECK/	MONEYORDER/	EFT/	OTHER/	/	RECEIPT AMOUNT
49761	02/07/2019	PX SHERIFF'S DEPARTMENT		1,339.50					1,339.50
49762	02/07/2019	PX COUNTY CLERK		314.00					314.00
49763	02/07/2019	PX COUNTY CLERK		678.00					678.00
49764	02/07/2019	PX COUNTY CLERK		2,683.00					2,683.00
49765	02/07/2019	PX LIBERTY-CHAMBERS COUNTIES CSCD		49,890.50					49,890.50
49766	02/07/2019	PX LIBERTY-CHAMBERS COUNTIES CSCD		1,386.00					1,386.00
49767	02/08/2019	PX SHERIFF'S DEPARTMENT		153.00					153.00
49768	02/08/2019	PX SHERIFF'S DEPARTMENT			500.00				500.00
49769	02/08/2019	PX SHERIFF'S DEPARTMENT		3,440.88					3,440.88
49770	02/08/2019	PX SHERIFF'S DEPARTMENT		2,198.34					2,198.34
49771	02/08/2019	PX DISTRICT CLERK		2,437.00					2,437.00
49772	02/08/2019	PX DISTRICT ATTORNEY			500.00				500.00
49773	02/08/2019	PX JUDGE DAVIS	310.00	1,570.20	262.00				2,142.20
49774	02/08/2019	PX ENGINEERING		1,507.00					1,507.00
49775	02/08/2019	PX JUDGE HEBERT		322.00	100.00				422.00
49776	02/08/2019	PX COUNTY ATTORNEY	900.00		150.00				1,050.00
49777	02/08/2019	PX BOND SUPERVISION	380.00						380.00
49778	02/08/2019	PX DISTRICT CLERK		1,874.00					1,874.00
49779	02/08/2019	PX JUDGE WADE BROWN		936.00					936.00

RECEIPT REGISTER
 RECEIPT DATES FROM 02/01/2019 TO 02/28/2019

item 4.3 B

RECEIPT NUMBER	DATE	STATUS	CASH/	CHECK/	MONEYORDER/	EFT/	OTHER/	/	RECEIPT AMOUNT
49780	02/08/2019	PX JUDGE LARRY WILBURN		5,747.90					5,747.90
49781	02/08/2019	PX COUNTY CLERK		579.00					579.00
49782	02/08/2019	PX JUDGE RALPH FULLER		13,722.30					13,722.30
49783	02/08/2019	PX TAX COLLECTOR				691,077.06			691,077.06
49784	02/08/2019	PX TAX COLLECTOR				16,094.89			16,094.89
49785	02/08/2019	PX TAX COLLECTOR				2,746.37			2,746.37
49786	02/08/2019	PX TAX COLLECTOR				6,378,219.64			16,378,219.64
49787	02/08/2019	PX SSA TREASURER - DIRECT DEPOSIT				800.00			800.00
49788	02/08/2019	PX STATE COMPTROLLER-DIRECT DEPOSIT				562,608.45			562,608.45
49789	02/08/2019	PX SOUTH TEXAS ATM				72.00			72.00
49790	02/11/2019	PX DISTRICT CLERK	228.00						228.00
49791	02/11/2019	PX COMMISSIONER BRUCE KARBOWSKI	483.00	300.00					783.00
49792	02/11/2019	PX DISTRICT ATTORNEY	735.52						735.52
49793	02/11/2019	PX SHERIFF'S DEPARTMENT		60.00	225.00				285.00
49794	02/11/2019	PX DISTRICT CLERK		3,144.70					3,144.70
49795	02/11/2019	PX COMMISSIONER GREG ARTHUR	1,889.00						1,889.00
49796	02/11/2019	PX COUNTY CLERK		433.00					433.00
49797	02/11/2019	PX COMMISSIONER GREG ARTHUR	294.40	340.00					634.40
49798	02/11/2019	PX COUNTY CLERK		6,515.00					6,515.00

RECEIPT REGISTER
 RECEIPT DATES FROM 02/01/2019 TO 02/28/2019

item 4.3 B

RECEIPT NUMBER	DATE	STATUS	CASH/	CHECK/	MONEYORDER/	EFT/	OTHER/	/	RECEIPT AMOUNT
49799	02/11/2019	PX COUNTY CLERK		3,133.20					3,133.20
49800	02/11/2019	PX COUNTY CLERK		3,346.00					3,346.00
49801	02/11/2019	PX ENGINEERING		1,250.00	125.00				1,375.00
49802	02/12/2019	PX TAX COLLECTOR		117,826.27					117,826.27
49803	02/12/2019	PX CONSTABLE JOHNSTON PCT 1		75.00					75.00
49804	02/12/2019	PX JUDGE CODY PARRISH	1,443.00	156.00					1,599.00
49805	02/12/2019	PX SHERIFF'S DEPARTMENT		180.00					180.00
49806	02/12/2019	PX COMMISSIONER REAVES		261.93					261.93
49807	02/12/2019	PX ENGINEERING		1,200.00					1,200.00
49808	02/12/2019	PX TSA TREASUER 310				2,540.00			2,540.00
49809	02/12/2019	PX STATE COMPTROLLER-DIRECT DEPOSIT				264,818.20			264,818.20
49810	02/13/2019	PX COMMISSIONER BRUCE KARBOWSKI		425.00					425.00
49811	02/13/2019	PX ENGINEERING		2,985.00					2,985.00
49812	02/13/2019	PX ENGINEERING		1,150.00					1,150.00
49813	02/13/2019	PX ENGINEERING		1,550.00					1,550.00
49814	02/13/2019	PX ENGINEERING		1,075.00					1,075.00
49815	02/13/2019	PX ENGINEERING		1,175.00					1,175.00
49816	02/13/2019	PX ENGINEERING		2,050.00					2,050.00
49817	02/13/2019	PX CONSTABLE STEVE HUNTER PCT. 5		11,858.80					11,858.80

RECEIPT REGISTER
 RECEIPT DATES FROM 02/01/2019 TO 02/28/2019

item 4.3 B

RECEIPT NUMBER	DATE	STATUS	CASH/	CHECK/	MONEYORDER/	EFT/	OTHER/	/	RECEIPT AMOUNT
49818	02/13/2019	PX CONSTABLE STEVE HUNTER PCT. 5		150.00					150.00
49819	02/13/2019	PX SHERIFF'S DEPARTMENT		4,581.05					4,581.05
49820	02/13/2019	PX SHERIFF'S DEPARTMENT		550.00					550.00
49821	02/13/2019	PX GENERAL FUNDS		524,318.80					524,318.80
49822	02/13/2019	PX GENERAL FUNDS		168,375.37					168,375.37
49823	02/13/2019	PX GENERAL FUNDS		247,584.04					247,584.04
49824	02/13/2019	PX GENERAL FUNDS		6,673.47					6,673.47
49825	02/13/2019	PX GENERAL FUNDS		5,069.48					5,069.48
49826	02/13/2019	PX DISTRICT ATTORNEY		97.74					97.74
49827	02/13/2019	PX JUDGE WADE BROWN		877.00					877.00
49828	02/13/2019	PX JUDGE RALPH FULLER		2,223.50					2,223.50
49829	02/13/2019	PX ENGINEERING		3,810.00					3,810.00
49830	02/13/2019	PX TAX COLLECTOR		51,690.00					51,690.00
49831	02/13/2019	PX TAX COLLECTOR		22,675.74					22,675.74
49832	02/13/2019	PX JUDGE HEBERT		2,888.90					2,888.90
49833	02/14/2019	PX JUDGE DAVIS	272.00	2,092.70					2,364.70
49834	02/14/2019	PX TAX COLLECTOR		1,766.08					1,766.08
49835	02/14/2019	PX JUDGE CODY PARRISH	939.10	3,448.10					4,387.20
49836	02/14/2019	PX SHERIFF'S DEPARTMENT		450.00					450.00

RECEIPT REGISTER
RECEIPT DATES FROM 02/01/2019 TO 02/28/2019

item 4.3 B

RECEIPT NUMBER	DATE	STATUS	CASH/	CHECK/	MONEYORDER/	EFT/	OTHER/	/	RECEIPT AMOUNT
49837	02/14/2019	PX SHERIFF'S DEPARTMENT		270.00					270.00
49838	02/14/2019	PX SHERIFF'S DEPARTMENT		468.59					468.59
49839	02/14/2019	PX DISTRICT CLERK		4,305.00					4,305.00
49840	02/14/2019	PX COUNTY ATTORNEY		12.00					12.00
49841	02/14/2019	PX COUNTY ATTORNEY		863.00					863.00
49842	02/14/2019	PX DISTRICT CLERK		2,055.00					2,055.00
49843	02/14/2019	PX DISTRICT CLERK		1,476.76					1,476.76
49844	02/14/2019	PX COUNTY CLERK		2,326.00					2,326.00
49845	02/14/2019	PX COUNTY CLERK		1,358.00					1,358.00
49846	02/14/2019	PX COUNTY CLERK		374.00					374.00
49847	02/14/2019	PX COUNTY CLERK		17.00					17.00
49848	02/14/2019	PX COUNTY CLERK		4,315.00					4,315.00
49849	02/14/2019	PX COUNTY CLERK		1,736.10					1,736.10
49850	02/14/2019	PX COUNTY CLERK		127.00					127.00
49851	02/14/2019	PX COUNTY CLERK		332.00					332.00
49852	02/14/2019	PX ENGINEERING		725.00					725.00
49853	02/15/2019	PX RETIREE		399.80					399.80
49854	02/15/2019	PX JUDGE HEBERT		100.00					100.00
49855	02/15/2019	PX STATE COMPTROLLER-DIRECT DEPOSIT				524.04			524.04

RECEIPT REGISTER
 RECEIPT DATES FROM 02/01/2019 TO 02/28/2019

item 4.3 B

RECEIPT NUMBER	DATE	STATUS	CASH/	CHECK/	MONEYORDER/	EFT/	OTHER/	/	RECEIPT AMOUNT
49856	02/15/2019	PX STATE COMPTROLLER-DIRECT DEPOSIT				853.18			853.18
49857	02/15/2019	PX STATE COMPTROLLER-DIRECT DEPOSIT				853.70			853.70
49858	02/15/2019	PX STATE COMPTROLLER-DIRECT DEPOSIT				852.94			852.94
49859	02/15/2019	PX STATE COMPTROLLER-DIRECT DEPOSIT				910.08			910.08
49860	02/15/2019	PX STATE COMPTROLLER-DIRECT DEPOSIT				32,630.00			32,630.00
49861	02/15/2019	PX CIGNA HEALTH AND LIFE INSURANCE C		18.92					18.92
49862	02/15/2019	PX ENGINEERING		250.00					250.00
49863	02/15/2019	PX ENGINEERING		2,821.00					2,821.00
49864	02/15/2019	PX BOND SUPERVISION	500.00						500.00
49865	02/15/2019	PX BOND SUPERVISION		45.00					45.00
49866	02/15/2019	PX JUDGE LARRY WILBURN		4,124.40					4,124.40
49867	02/15/2019	PX JUDGE LARRY WILBURN		5,542.90					5,542.90
49868	02/15/2019	PX JUDGE WADE BROWN		4,784.70					4,784.70
49869	02/15/2019	PX JUDGE RALPH FULLER		10,376.80					10,376.80
49870	02/15/2019	PX BOND SUPERVISION		40.00					40.00
49871	02/19/2019	PX COMMISSIONER BRUCE KARBOWSKI		425.00					425.00
49872	02/19/2019	PX COMMISSIONER BRUCE KARBOWSKI	732.00	40.00					772.00
49873	02/19/2019	PX SHERIFF'S DEPARTMENT		4,574.16					4,574.16
49874	02/19/2019	PX JUDGE LARRY WILBURN		7,195.67					7,195.67

RECEIPT REGISTER
 RECEIPT DATES FROM 02/01/2019 TO 02/28/2019

item 4.3 B

RECEIPT NUMBER	DATE	STATUS	CASH/	CHECK/	MONEYORDER/	EFT/	OTHER/	/	RECEIPT AMOUNT
49875	02/19/2019	PX JUDGE WADE BROWN		1,461.20					1,461.20
49876	02/19/2019	PX JUDGE RALPH FULLER		1,107.00					1,107.00
49877	02/19/2019	PX COUNTY JUDGE		700.00					700.00
49878	02/19/2019	PX JUDGE CODY PARRISH		489.40					489.40
49879	02/19/2019	PX DISTRICT ATTORNEY		160.00					160.00
49880	02/19/2019	PX ENGINEERING		700.00					700.00
49881	02/20/2019	PX TAX COLLECTOR	125.35						125.35
49882	02/20/2019	PX CANON SOLUTIONS AMERICA, INC		42.20					42.20
49883	02/20/2019	PX RETIREE		1,174.91					1,174.91
49884	02/20/2019	PX LIBERTY COUNTY WATER CONTROL		150.00					150.00
49885	02/20/2019	PX STATE COMPTROLLER-DIRECT DEPOSIT				1,530.00			1,530.00
49886	02/20/2019	PX COMMISSIONER GREG ARTHUR	2,305.00	30.00					2,335.00
49887	02/20/2019	PX COMMISSIONER GREG ARTHUR	128.00	73.15					201.15
49888	02/20/2019	PX COMMISSIONER GREG ARTHUR		200.00					200.00
49889	02/20/2019	PX COMMISSIONER REAVES		1,540.43					1,540.43
49890	02/20/2019	PX ENGINEERING		925.00					925.00
49891	02/20/2019	PX ENGINEERING		1,750.00					1,750.00
49892	02/20/2019	PX ENGINEERING		1,975.00					1,975.00
49893	02/20/2019	PX COUNTY CLERK		278.00					278.00

item 4.3 B

RECEIPT REGISTER
RECEIPT DATES FROM 02/01/2019 TO 02/28/2019

RCT108 PAGE 11

RECEIPT NUMBER	DATE	STATUS	CASH/	CHECK/	MONEYORDER/	EFT/	OTHER/	/	RECEIPT AMOUNT
49894	02/20/2019	PX COUNTY CLERK		1,879.00					1,879.00
49895	02/20/2019	PX COUNTY CLERK		492.00					492.00
49896	02/20/2019	PX COUNTY CLERK		1,751.00					1,751.00
49897	02/20/2019	PX COUNTY CLERK		177.00					177.00
49898	02/20/2019	PX COUNTY CLERK		1,082.00					1,082.00
49899	02/20/2019	PX COUNTY CLERK		1,232.00					1,232.00
49900	02/20/2019	PX COUNTY CLERK		187.00					187.00
49901	02/20/2019	PX DISTRICT CLERK		3,924.20					3,924.20
49902	02/20/2019	PX DISTRICT CLERK		3,140.40					3,140.40
49903	02/20/2019	PX DISTRICT CLERK		870.00					870.00
49904	02/20/2019	PX JUDGE HEBERT		511.00					511.00
49905	02/21/2019	PX PROSPERITY BANK				2,896.71			2,896.71
49906	02/21/2019	PX LOGIC				27,051.48			27,051.48
49907	02/21/2019	PX TEXSTAR				7,615.30			7,615.30
49908	02/21/2019	PX COUNTY CLERK		1,970.10					1,970.10
49909	02/21/2019	PX CONSTABLE MARK DAVISON PCT 3		6,952.59					6,952.59
49910	02/21/2019	PX ENGINEERING		150.00					150.00
49911	02/21/2019	PX ENGINEERING		975.00					975.00
49912	02/21/2019	PX ENGINEERING		1,128.00					1,128.00

item 4.3 B

RECEIPT REGISTER
RECEIPT DATES FROM 02/01/2019 TO 02/28/2019

RECEIPT NUMBER	DATE	STATUS	CASH/	CHECK/	MONEYORDER/	EFT/	OTHER/	/	RECEIPT AMOUNT
49913	02/21/2019	PX ENGINEERING		2,800.00					2,800.00
49914	02/21/2019	PX COMMISSIONER BRUCE KARBOWSKI		425.00					425.00
49915	02/21/2019	PX JUDGE CODY PARRISH	1,580.70	4,706.10	112.00				6,398.80
49916	02/21/2019	PX COUNTY CLERK		3,063.00					3,063.00
49917	02/21/2019	PX COUNTY CLERK		9,337.00					9,337.00
49918	02/21/2019	PX COUNTY CLERK		918.00					918.00
49919	02/21/2019	PX SHERIFF'S DEPARTMENT		1,513.50					1,513.50
49920	02/21/2019	PX DISTRICT ATTORNEY	105.00						105.00
49921	02/21/2019	PX SHERIFF'S DEPARTMENT		405.00					405.00
49922	02/21/2019	PX SHERIFF'S DEPARTMENT		396.80					396.80
49923	02/21/2019	PX CONSTABLE ROBBY THORNTON		75.00					75.00
49924	02/22/2019	PX CONSTABLE JOSLIN		910.08					910.08
49925	02/22/2019	PX ENGINEERING		750.00					750.00
49926	02/22/2019	PX JUDGE HEBERT		681.00					681.00
49927	02/22/2019	PX COUNTY CLERK		691.00					691.00
49928	02/22/2019	PX COUNTY CLERK		1,314.00					1,314.00
49929	02/22/2019	PX COUNTY CLERK		368.00					368.00
49930	02/22/2019	PX COUNTY CLERK		1,893.00					1,893.00
49931	02/22/2019	PX COUNTY CLERK		31.00					31.00

RECEIPT REGISTER
 RECEIPT DATES FROM 02/01/2019 TO 02/28/2019

item 4.3 B

RECEIPT NUMBER	DATE	STATUS	CASH/	CHECK/	MONEYORDER/	EFT/	OTHER/	/	RECEIPT AMOUNT
49932	02/22/2019	PX COUNTY CLERK		1,387.10					1,387.10
49933	02/22/2019	PX RETIREE		48.32					48.32
49934	02/22/2019	PX BOND SUPERVISION	570.00						570.00
49935	02/25/2019	PX DISTRICT ATTORNEY		150.00					150.00
49936	02/25/2019	PX STATE COMPTROLLER-DIRECT DEPOSIT				48.00			48.00
49937	02/25/2019	PX STATE COMPTROLLER-DIRECT DEPOSIT				5,050.00			5,050.00
49938	02/25/2019	PX UNIVERSITY OF TEXAS MEDICAL BRANC				2,500.00			2,500.00
49939	02/25/2019	PX STATE COMPTROLLER-DIRECT DEPOSIT				21,000.00			21,000.00
49940	02/25/2019	PX STATE COMPTROLLER-DIRECT DEPOSIT				171.90			171.90
49941	02/25/2019	PX RETIREE		423.96					423.96
49942	02/25/2019	PX DISTRICT CLERK		6,595.52					6,595.52
49943	02/25/2019	PX DISTRICT CLERK		2,888.47					2,888.47
49944	02/25/2019	PX CONSTABLE JOHNSTON PCT 1		75.00					75.00
49945	02/25/2019	PX DISTRICT CLERK		1,666.00					1,666.00
49946	02/25/2019	PX BOND SUPERVISION		50.00					50.00
49947	02/25/2019	PX COMMISSIONER GREG ARTHUR	2,125.00						2,125.00
49948	02/25/2019	PX COMMISSIONER GREG ARTHUR	115.00						115.00
49949	02/25/2019	PX COMMISSIONER BRUCE KARBOWSKI	601.00						601.00
49950	02/25/2019	PX CHAMBERS CO. SUPERVISION & CORREC		43,701.54					43,701.54

RECEIPT REGISTER
 RECEIPT DATES FROM 02/01/2019 TO 02/28/2019

item 4.3 B

RECEIPT NUMBER	DATE	STATUS	CASH/	CHECK/	MONEYORDER/	EFT/	OTHER/	/	RECEIPT AMOUNT
49951	02/25/2019	PX CHAMBERS CO. SUPERVISION & CORREC		279.00					279.00
49952	02/25/2019	PX DISTRICT CLERK	192.00						192.00
49953	02/25/2019	PX JUDGE LARRY WILBURN		7,319.80					7,319.80
49954	02/25/2019	PX JUDGE WADE BROWN		2,294.30					2,294.30
49955	02/25/2019	PX JUDGE RALPH FULLER		6,825.10					6,825.10
49956	02/25/2019	PX AT&T		1,781.09					1,781.09
49957	02/25/2019	PX AT&T		955.22					955.22
49958	02/25/2019	PX COUNTY CLERK		396.00					396.00
49959	02/25/2019	PX COUNTY CLERK		7,287.00					7,287.00
49960	02/25/2019	PX COUNTY CLERK		437.00					437.00
49961	02/25/2019	PX RETIREE		399.80					399.80
49962	02/26/2019	PX COUNTY CLERK	830.00						830.00
49963	02/26/2019	PX JUDGE CODY PARRISH		3,015.50					3,015.50
49964	02/26/2019	PX RETIREE	48.32						48.32
49965	02/26/2019	PX RETIREE		33.60					33.60
49966	02/26/2019	PX RETIREE		383.00					383.00
49967	02/26/2019	PX DISTRICT CLERK		2,894.90					2,894.90
49968	02/26/2019	PX COUNTY CLERK		291.00					291.00
49969	02/26/2019	PX ENGINEERING		450.00					450.00

RECEIPT REGISTER
 RECEIPT DATES FROM 02/01/2019 TO 02/28/2019

item 4.3 B

RECEIPT NUMBER	DATE	STATUS	CASH/ .	CHECK/ .	MONEYORDER/ .	EFT/ .	OTHER/ .	/	RECEIPT AMOUNT
49970	02/26/2019	PX ENGINEERING		35.00					35.00
49971	02/26/2019	PX COUNTY ATTORNEY	350.00						350.00
49972	02/27/2019	PX COUNTY ATTORNEY	600.00						600.00
49973	02/27/2019	PX RETIREE	24.16						24.16
49974	02/27/2019	PX RETIREE		399.80					399.80
49975	02/27/2019	PX RETIREE			399.80				399.80
49976	02/27/2019	PX RETIREE	48.32						48.32
49977	02/27/2019	PX RETIREE		383.00					383.00
49978	02/27/2019	PX JUDGE CODY PARRISH	551.10	5,424.90					5,976.00
49979	02/27/2019	PX ENGINEERING		1,550.00					1,550.00
49980	02/27/2019	PX ENGINEERING		1,550.00					1,550.00
49981	02/27/2019	PX ENGINEERING		1,075.00					1,075.00
49982	02/27/2019	PX ENGINEERING		1,850.00					1,850.00
49983	02/27/2019	PX RETIREE		399.80					399.80
49984	02/27/2019	PX JUDGE WADE BROWN		602.00					602.00
49985	02/27/2019	PX JUDGE RALPH FULLER		8,461.50					8,461.50
49986	02/27/2019	PX COUNTY CLERK		3,832.57					3,832.57
49987	02/27/2019	PX COUNTY CLERK		3,715.50					3,715.50
49988	02/27/2019	PX COUNTY CLERK		94.00					94.00

item 4.3 B

RECEIPT REGISTER
 RECEIPT DATES FROM 02/01/2019 TO 02/28/2019

RECEIPT NUMBER	DATE	STATUS	CASH/	CHECK/	MONEYORDER/	EFT/	OTHER/	/	RECEIPT AMOUNT
49989	02/27/2019	PX COUNTY CLERK		7,934.00					7,934.00
49990	02/27/2019	PX COUNTY CLERK		328.10					328.10
49991	02/27/2019	PX DISTRICT CLERK		7,054.00					7,054.00
49992	02/27/2019	PX TAX COLLECTOR		5,894.40					5,894.40
49993	02/27/2019	PX GENERAL FUNDS		538,187.90					538,187.90
49994	02/27/2019	PX GENERAL FUNDS		174,904.91					174,904.91
49995	02/27/2019	PX GENERAL FUNDS		246,427.65					246,427.65
49996	02/27/2019	PX GENERAL FUNDS		6,673.05					6,673.05
49997	02/27/2019	PX GENERAL FUNDS		4,899.48					4,899.48
49998	02/27/2019	PX GENERAL FUNDS		8,362.58					8,362.58
49999	02/27/2019	PX GENERAL FUNDS		4,926.53					4,926.53
50000	02/27/2019	PX GENERAL FUNDS		6,320.69					6,320.69
50001	02/27/2019	PX GENERAL FUNDS		363,756.17					363,756.17
50002	02/28/2019	PX RETIREE		1,126.59					1,126.59
50003	02/28/2019	PX CIGNA HEALTH AND LIFE INSURANCE C		13.98					13.98
50004	02/28/2019	PX RETIREE	24.16						24.16
50005	02/28/2019	PX TSA TREASUER 310				2,540.00			2,540.00
50006	02/28/2019	PX STATE COMPTROLLER-DIRECT DEPOSIT				8.51			8.51
50007	02/28/2019	PX SHERIFF'S DEPARTMENT		255.00					255.00

item 4.3 B

RECEIPT REGISTER
 RECEIPT DATES FROM 02/01/2019 TO 02/28/2019

RECEIPT NUMBER	DATE	STATUS	CASH/	CHECK/	MONEYORDER/	EFT/	OTHER/	/	RECEIPT AMOUNT
50008	02/28/2019	PX JUDGE HEBERT		6,495.40					6,495.40
50009	02/28/2019	PX ENGINEERING		225.00					225.00
50010	02/28/2019	PX ENGINEERING		525.00					525.00
50011	02/28/2019	PX SHERIFF'S DEPARTMENT		1,624.86					1,624.86
50012	02/28/2019	PX SHERIFF'S DEPARTMENT		230.67					230.67
50013	02/28/2019	PX DISTRICT CLERK		4,364.00					4,364.00
50014	02/28/2019	PX COUNTY CLERK		310.00					310.00
50015	02/28/2019	PX COMMISSIONER REAVES		770.00					770.00
50016	02/28/2019	PX JUDGE DAVIS	461.00	2,967.70					3,428.70
50017	02/28/2019	PX SHERIFF'S DEPARTMENT		117.50					117.50
			CASH/	CHECK/	MONEYORDER/	EFT/	OTHER/	/	RECEIPT TOTAL
			26,746.96	3,133,119.78	4,369.40	8,253,571.62			21,417,807.76

TOTAL VOIDED RECEIPTS 0.00

STATUS CODE LEGEND

P = POSTED R = RECEIVABLE
 V = VOID O = OUTSTANDING
 X = MIXTURE OF R&O

item 4.3 B

Section 5 – Leave Liability Report

DATE: 4/9/19
EXHIBIT: A

item 4.3 B

FOR PAY PERIOD ENDING 02/25/2019

DEPT NUMBER	EMP#	EMPLOYEE NAME	--- SICK LEAVE ---		--- VACATION ---		--- COMP TIME ---		--- HOLIDAY ---		--- TOTALS ---	
			AVAIL	VALUE	AVAIL	VALUE	AVAIL	VALUE	AVAIL	VALUE	AVAIL	VALUE
010 400	00049	JOAN L BELT	480.00	10497.60	82.95	1814.12	.00	.00	.00	.00	562.95	12311.72
010 400	01285	DORION T BURCH	27.61	546.95	21.51	426.11	.00	.00	.00	.00	49.12	973.06
010 400	01435	DAVID L DOUGLAS	141.41	4419.06	85.45	2670.31	.00	.00	.00	.00	226.86	7089.37
010 400	00230	PAMELA R GRAVES	76.43	1294.72	117.47	1989.94	.00	.00	.00	.00	193.90	3284.66
010 400	01233	JAY H KNIGHT	.00	.00	.00	.00	.00	.00	.00	.00	.00	.00
010 400	00374	JENNY N MINTER	153.24	2769.05	71.35	1289.29	.00	.00	.00	.00	224.59	4058.34
010 400	00094	DEALAH F TAYLOR	282.82	6592.53	95.19	2218.88	.00	.00	.00	.00	378.01	8811.41
DEPARTMENT TOTALS			1161.51	26119.91	473.92	10408.65	.00	.00	.00	.00	1635.43	36528.56
010 401	00232	GREGORY F ARTHUR	.00	.00	.00	.00	.00	.00	.00	.00	.00	.00
010 401	01446	BRUCE W KARBOWSKI	.00	.00	.00	.00	.00	.00	.00	.00	.00	.00
010 401	01414	JAMES P REAVES	.00	.00	.00	.00	.00	.00	.00	.00	.00	.00
010 401	01131	LEON A WILSON	.00	.00	.00	.00	.00	.00	.00	.00	.00	.00
DEPARTMENT TOTALS			.00	.00	.00	.00	.00	.00	.00	.00	.00	.00
010 403	01593	LEE H CHAMBERS	.00	.00	.00	.00	.00	.00	.00	.00	.00	.00
010 403	00244	CONNIE M CHAPMAN	473.33	7185.15	120.00	1821.60	.00	.00	.00	.00	593.33	9006.75
010 403	00997	SHELBEIGH A CHESSON	32.16	488.19	6.93	105.20	1.50	22.77	.00	.00	40.59	616.16
010 403	00177	HOPE L CROSS	480.00	11188.80	117.62	2741.72	2.00	46.62	8.00	186.48	607.62	14163.62
010 403	01513	WHITNEY R DECKERT	39.70	582.00	33.40	489.64	6.75	98.96	.00	.00	79.85	1170.60
010 403	01145	ADRIAN D DRIVER	243.32	3567.07	98.61	1445.62	.50	7.33	8.00	117.28	350.43	5137.30
010 403	01276	CASSAUNDRA L LEOPARD	26.63	404.24	105.17	1596.48	4.75	72.11	.00	.00	136.55	2072.83
010 403	01273	CLARIBET O MACIAS	9.06	132.82	38.18	559.72	.25	3.67	.00	.00	47.49	696.21
010 403	00205	BELINDA MCCORMICK	13.34	229.31	6.68	114.83	.00	.00	.00	.00	20.02	344.14
010 403	01080	SHONDA L RILEY	74.41	1122.10	64.78	976.88	2.08	31.37	.00	.00	141.27	2130.35
DEPARTMENT TOTALS			1391.95	24899.68	591.37	9851.69	17.83	282.83	16.00	303.76	2017.15	35337.96
010 405	01473	WELLONA M ROBERTSON	42.72	622.00	53.76	782.75	.00	.00	.00	.00	96.48	1404.75
010 405	00028	ROLONDRIA T WILLIAMS W	443.03	9113.13	70.44	1448.95	.00	.00	.00	.00	513.47	10562.08
DEPARTMENT TOTALS			485.75	9735.13	124.20	2231.70	.00	.00	.00	.00	609.95	11966.83
010 426	00065	THOMAS A CHAMBERS	.00	.00	.00	.00	.00	.00	.00	.00	.00	.00
010 426	00108	KENNETH G DAGLE	89.43	2244.69	33.47	840.10	.00	.00	.00	.00	122.90	3084.79
010 426	00855	JAMIE M HUDSPETH	304.91	13678.26	114.68	5144.54	.00	.00	.00	.00	419.59	18822.80
010 426	00603	TIFFANY N SLANKARD	177.62	4468.92	69.54	1749.63	.00	.00	.00	.00	247.16	6218.55
DEPARTMENT TOTALS			571.96	20391.87	217.69	7734.27	.00	.00	.00	.00	789.65	28126.14
010 435	00846	MARK A MOREFIELD	.00	.00	.00	.00	.00	.00	.00	.00	.00	.00
010 435	01166	JOY E PARKER	106.60	2174.64	85.89	1752.16	47.25	963.90	.00	.00	239.74	4890.70

item 4.3 B

FOR PAY PERIOD ENDING 02/25/2019

DEPT NUMBER	EMP#	EMPLOYEE NAME	--- SICK LEAVE ---		--- VACATION ---		--- COMP TIME ---		--- HOLIDAY ---		--- TOTALS ---	
			AVAIL	VALUE	AVAIL	VALUE	AVAIL	VALUE	AVAIL	VALUE	AVAIL	VALUE
010 435	00072	KIMBERLY M RODDEN	244.12	6127.41	120.00	3012.00	120.00	3012.00	.00	.00	484.12	12151.41
010 435	00240	CLIFTON V SMITH	381.28	17104.22	92.44	4146.86	79.00	3543.94	.00	.00	552.72	24795.02
010 435	00841	PEGGY S THRASHER	480.00	14102.40	116.01	3408.37	246.75	7249.52	.00	.00	842.76	24760.29
DEPARTMENT TOTALS			1212.00	39508.67	414.34	12319.39	493.00	14769.36	.00	.00	2119.34	66597.42
010 440	00335	ANNETTE D BALDWIN	356.07	8299.99	120.00	2797.20	.00	.00	.00	.00	476.07	11097.19
010 440	00194	CHAP B CAIN	.00	.00	.00	.00	.00	.00	.00	.00	.00	.00
010 440	00052	CHADWICK O ELMORE	366.73	9821.03	120.00	3213.60	.00	.00	.00	.00	486.73	13034.63
010 440	00305	JO A LEGER	480.00	17649.60	120.00	4412.40	.00	.00	.00	.00	600.00	22062.00
010 440	00899	LINDA R LEONARD	437.11	8681.00	120.00	2383.20	.00	.00	.00	.00	557.11	11064.20
DEPARTMENT TOTALS			1639.91	44451.62	480.00	12806.40	.00	.00	.00	.00	2119.91	57258.02
010 450	01609	LISA A BUELTMANN	6.67	97.12	3.34	48.63	.00	.00	.00	.00	10.01	145.75
010 450	00629	SHERI L CASKEY	.00	.00	.00	.00	.00	.00	.00	.00	.00	.00
010 450	01537	PEGGY R COOK	46.28	673.84	30.06	437.67	11.00	160.16	.00	.00	87.34	1271.67
010 450	01532	ERIN V FREGIA	14.03	204.28	30.06	437.67	8.50	123.76	.00	.00	52.59	765.71
010 450	00153	MELODY L GILMORE	13.34	310.96	6.68	155.71	.00	.00	.00	.00	20.02	466.67
010 450	01291	DESTINY B HINTON	13.46	201.23	73.50	1098.83	4.00	59.80	.00	.00	90.96	1359.86
010 450	00135	KATHY E KEY	36.24	537.08	58.28	863.71	12.75	188.96	.00	.00	107.27	1589.75
010 450	01526	SHARICA S LEWIS	20.03	291.64	30.06	437.67	2.50	36.40	.00	.00	52.59	765.71
010 450	01455	SAVANNA B MCCLUSKY	18.38	269.45	53.42	783.14	21.00	307.86	.00	.00	92.80	1360.45
010 450	01436	ANA G SALINAS	6.74	98.13	27.11	394.72	.00	.00	.00	.00	33.85	492.85
010 450	00223	DELIA C SELLERS	.00	.00	.00	.00	.00	.00	.00	.00	.00	.00
010 450	00260	DOLORES G WILEY	120.41	2423.85	86.00	1731.18	43.50	875.66	.00	.00	249.91	5030.69
010 450	01553	JERRI A WILLIS	13.35	194.38	16.70	243.15	.00	.00	.00	.00	30.05	437.53
DEPARTMENT TOTALS			308.93	5301.96	415.21	6632.08	103.25	1752.60	.00	.00	827.39	13686.64
010 455	00157	DARLA J DIAZ	480.00	8755.20	120.00	2188.80	.00	.00	.00	.00	600.00	10944.00
010 455	01053	STEPHEN E HEBERT	.00	.00	.00	.00	.00	.00	.00	.00	.00	.00
010 455	00083	LAURIE J LONG	.00	.00	.00	.00	.00	.00	.00	.00	.00	.00
DEPARTMENT TOTALS			480.00	8755.20	120.00	2188.80	.00	.00	.00	.00	600.00	10944.00
010 456	00129	RONNIE E DAVIS	.00	.00	.00	.00	.00	.00	.00	.00	.00	.00
010 456	00266	DEBRA A FANEROS	480.00	8630.40	32.00	575.36	.00	.00	.00	.00	512.00	9205.76
DEPARTMENT TOTALS			480.00	8630.40	32.00	575.36	.00	.00	.00	.00	512.00	9205.76
010 457	01516	JEANIA K CAMPBELL	33.35	432.88	16.70	216.77	.00	.00	.00	.00	50.05	649.65
010 457	01249	JESSICA M HARWELL	56.70	960.50	33.40	565.80	.00	.00	.00	.00	90.10	1526.30
010 457	00634	JENNIFER R HAZLETT	429.36	7831.53	116.67	2128.06	.00	.00	.00	.00	546.03	9959.59

item 4.3 B

FOR PAY PERIOD ENDING 02/25/2019

DEPT NUMBER	EMP#	EMPLOYEE NAME	--- SICK AVAIL	LEAVE VALUE	--- VACATION AVAIL	--- VALUE	--- COMP AVAIL	TIME VALUE	--- HOLIDAY AVAIL	--- VALUE	--- TOTALS AVAIL	--- VALUE	
010	457	00098	CODY J PARRISH	.00	.00	.00	.00	.00	.00	.00	.00	.00	
			DEPARTMENT TOTALS	519.41	9224.91	166.77	2910.63	.00	.00	.00	686.18	12135.54	
010	458	01312	TINA G KENNEDY	.00	.00	.00	.00	.00	.00	.00	.00	.00	
010	458	00245	DONNA R LOWERY	82.82	1467.57	46.69	827.35	.00	.00	.00	129.51	2294.92	
010	458	01240	TAMMY K MANUEL	62.79	1063.66	19.33	327.45	.00	.00	.00	82.12	1391.11	
010	458	01235	LARRY R WILBURN	.00	.00	.00	.00	.00	.00	.00	.00	.00	
			DEPARTMENT TOTALS	145.61	2531.23	66.02	1154.80	.00	.00	.00	211.63	3686.03	
010	459	00330	LYNN D ALLEN	480.00	8755.20	120.00	2188.80	.00	.00	.00	600.00	10944.00	
010	459	00836	WADE N BROWN	.00	.00	.00	.00	.00	.00	.00	.00	.00	
010	459	00904	HANAH C MCADAMS	456.18	7727.69	85.35	1445.83	.00	.00	.00	541.53	9173.52	
			DEPARTMENT TOTALS	936.18	16482.89	205.35	3634.63	.00	.00	.00	1141.53	20117.52	
010	460	01289	DANIELA P ANDRADE	190.47	3226.56	99.51	1685.70	.00	.00	.00	289.98	4912.26	
010	460	00241	RALPH D FULLER	.00	.00	.00	.00	.00	.00	.00	.00	.00	
010	460	00151	JOHNNIE M HARNESS	480.00	8505.60	120.00	2126.40	15.00	265.80	.00	615.00	10897.80	
			DEPARTMENT TOTALS	670.47	11732.16	219.51	3812.10	15.00	265.80	.00	904.98	15810.06	
010	475	01547	SHELBY L CAIN	14.02	424.67	20.04	607.01	.00	.00	.00	34.06	1031.68	
010	475	01454	LAURIE A DUGDALE	14.40	334.37	93.44	2169.68	125.25	2908.31	.00	233.09	5412.36	
010	475	01527	HEATHER B ELLIS	8.53	133.07	30.06	468.94	.00	.00	.00	38.59	602.01	
010	475	00198	RAGIS A FONTENOT JR	12.01	405.46	10.02	338.28	.00	.00	.00	22.03	743.74	
010	475	01555	LUIS R JENNINGS	33.35	711.36	16.70	356.21	50.50	1077.17	10.00	213.30	2358.04	
010	475	01041	STACI KEENE	20.95	364.53	28.99	504.43	54.75	952.65	.00	104.69	1821.61	
010	475	01481	JACOB J LADWIG	40.72	884.85	66.76	1450.69	73.50	1597.16	.00	180.98	3932.70	
010	475	01255	KATHRINE B MCCARTY	107.49	4103.97	104.02	3971.48	.00	.00	.00	211.51	8075.45	
010	475	01356	PATRICIA A MCLELLAND	26.27	462.61	74.98	1320.40	.00	.00	.00	101.25	1783.01	
010	475	01362	ELIZABETH A POLASEK	78.43	1672.91	55.97	1193.84	25.50	543.92	.00	159.90	3410.67	
010	475	01060	MATTHEW C POSTON	.00	.00	.00	.00	.00	.00	.00	.00	.00	
010	475	01093	BESSIE N SEWELL	97.67	1590.07	72.27	1176.56	31.75	516.89	.00	201.69	3283.52	
010	475	00604	GABRIELA WHEELER	12.34	212.00	55.85	959.50	10.00	171.80	.00	78.19	1343.30	
			DEPARTMENT TOTALS	466.18	11299.87	629.10	14517.02	371.25	7767.90	10.00	213.30	1476.53	33798.09
010	476	01540	KEVIN G BARNES	10.03	385.75	30.06	1156.11	.00	.00	.00	40.09	1541.86	
010	476	00315	TABITHA L DYSON	16.00	294.40	54.75	1007.40	2.75	50.60	.00	73.50	1352.40	
010	476	01564	JASMINE R FONTENOT	10.68	227.80	13.36	284.97	.75	16.00	.00	24.79	528.77	
010	476	01557	BRUCE T GILCHRIST	25.35	540.72	16.70	356.21	23.25	495.92	.00	65.30	1392.85	
010	476	01596	KAYLA L HERRINGTON	13.34	481.04	6.68	240.88	.00	.00	.00	20.02	721.92	

item 4.3 B

FOR PAY PERIOD ENDING 02/25/2019

DEPT NUMBER	EMP#	EMPLOYEE NAME	--- SICK LEAVE ---		--- VACATION ---		--- COMP TIME ---		--- HOLIDAY ---		--- TOTALS ---		
			AVAIL	VALUE	AVAIL	VALUE	AVAIL	VALUE	AVAIL	VALUE	AVAIL	VALUE	
010	476	01353	PRESTON K HOFFPAUIR	30.77	1406.80	75.48	3450.95	.00	.00	.00	.00	106.25	4857.75
010	476	00228	TERRI L HUGHES	469.97	10621.32	103.54	2340.00	8.50	192.10	.00	.00	582.01	13153.42
010	476	01352	ALLISON R JONES	67.77	1156.83	86.81	1481.85	59.25	1011.40	.00	.00	213.83	3650.08
010	476	01230	PAUL N LOWREY	244.17	5344.88	82.69	1810.08	144.75	3168.58	.00	.00	471.61	10323.54
010	476	00080	CATHY L MCCCLUSKY	474.15	9724.82	116.75	2394.54	177.75	3645.65	.00	.00	768.65	15765.01
010	476	00087	KIMBERLY D MEADOWS	43.11	1056.63	53.00	1299.03	68.50	1678.94	.00	.00	164.61	4034.60
010	476	01512	GEORGINA MONTES	22.45	326.87	33.40	486.30	56.50	822.64	.00	.00	112.35	1635.81
010	476	00356	IVAN G PEARCE	443.32	12302.13	112.00	3108.00	38.25	1061.44	.00	.00	593.57	16471.57
010	476	00847	LOGAN E PICKETT	.00	.00	.00	.00	.00	.00	.00	.00	.00	.00
010	476	01364	TAMI C PIERCE	186.76	8538.67	82.80	3785.62	.00	.00	.00	.00	269.56	12324.29
010	476	00113	CHRISTINE V TAYLOR	370.13	8342.73	112.00	2524.48	93.25	2101.86	.00	.00	575.38	12969.07
010	476	01137	STEPHEN C TAYLOR	346.86	18074.87	120.00	6253.20	.00	.00	.00	.00	466.86	24328.07
010	476	00378	RUTH A TURNBOUGH	13.47	212.69	26.76	422.54	15.50	244.75	.00	.00	55.73	879.98
010	476	00342	ASHLEY L ULKIE	374.99	6401.08	105.10	1794.06	88.25	1506.43	.00	.00	568.34	9701.57
010	476	01471	WILLARD K UNGLES JR	6.85	146.11	16.70	356.21	.00	.00	.00	.00	23.55	502.32
DEPARTMENT TOTALS			3170.17	85586.14	1248.58	34552.43	777.25	15996.31	.00	.00	5196.00	136134.88	
010	495	00224	DARLENE ALFORD	423.29	8973.75	67.64	1433.97	.00	.00	.00	.00	490.93	10407.72
010	495	01005	TERRI O DRYDEN	158.42	3046.42	88.70	1705.70	.00	.00	.00	.00	247.12	4752.12
010	495	01157	ALONZO D GOTT	.00	.00	.00	.00	.00	.00	.00	.00	.00	.00
010	495	01336	ANGELA C MASELLI	111.28	4493.49	114.32	4616.24	.00	.00	.00	.00	225.60	9109.73
010	495	00385	NATALIE J ROPER	466.95	9488.42	117.06	2378.66	21.50	436.88	22.00	447.04	627.51	12751.00
010	495	00063	HAROLD R SEAY	.00	.00	.00	.00	.00	.00	.00	.00	.00	.00
DEPARTMENT TOTALS			1159.94	26002.08	387.72	10134.57	21.50	436.88	22.00	447.04	1591.16	37020.57	
010	497	01431	MARY K BARRIER	44.41	703.90	54.78	868.26	4.75	75.29	.00	.00	103.94	1647.45
010	497	00084	KIMBERLY A HARRIS	.00	.00	.00	.00	.00	.00	.00	.00	.00	.00
010	497	00068	DEBRA K MIZE	409.13	9536.82	118.00	2750.58	33.50	780.89	14.00	326.34	574.63	13394.63
010	497	00248	LISA A TWARDOWSKI	480.00	11188.80	90.00	2097.90	16.00	372.96	21.00	489.51	607.00	14149.17
DEPARTMENT TOTALS			933.54	21429.52	262.78	5716.74	54.25	1229.14	35.00	815.85	1285.57	29191.25	
010	499	01275	AMANDA J BAKER	4.31	62.75	39.10	569.30	.00	.00	.00	.00	43.41	632.05
010	499	00881	RICHARD L BROWN	.00	.00	.00	.00	.00	.00	.00	.00	.00	.00
010	499	01144	CHRISTY L CHAMBERLAIN	33.52	488.05	.81	11.79	.00	.00	.00	.00	34.33	499.84
010	499	01498	MELANIE L CROKER	20.01	291.35	10.02	145.89	.00	.00	.00	.00	30.03	437.24
010	499	00166	BRANDI D DRYDEN	.71	10.34	37.00	538.72	.00	.00	.00	.00	37.71	549.06
010	499	00171	BETTY J EDWARDS	302.43	4403.38	58.48	851.47	.00	.00	.00	.00	360.91	5254.85
010	499	01284	SARA L FORE	3.61	52.56	18.26	265.87	.00	.00	.00	.00	14.65	213.31
010	499	01271	KRISTINA A KING	185.23	2696.95	70.02	1019.49	.00	.00	.00	.00	255.25	3716.44
010	499	01292	ANNETTE M LAVIENE	116.55	1696.97	53.34	776.63	.00	.00	.00	.00	169.89	2473.60
010	499	00905	DELORES A MOORE	67.71	1088.78	112.22	1804.50	.50	8.04	8.00	128.64	188.43	3029.96
010	499	01305	PHYLLIS R RICHARDSON	96.38	1403.29	55.17	803.28	.00	.00	.00	.00	151.55	2206.57
010	499	00060	JO A SMITH	480.00	11188.80	92.43	2154.54	.00	.00	.00	.00	572.43	13343.34

item 4.3 B

FOR PAY PERIOD ENDING 02/25/2019

DEPT NUMBER	EMP#	EMPLOYEE NAME	SICK AVAIL	LEAVE VALUE	VACATION AVAIL	VACATION VALUE	COMP AVAIL	COMP VALUE	HOLIDAY AVAIL	HOLIDAY VALUE	TOTALS AVAIL	TOTALS VALUE
010 499	01279	KIMBERLY A WILBANKS	6.69	97.41	23.38	340.41	.00	.00	.00	.00	30.07	437.82
010 499	00996	CHRISSEY L WILEY	40.64	743.71	34.30	627.69	.00	.00	.00	.00	74.94	1371.40
DEPARTMENT TOTALS			1350.57	24119.22	604.53	9909.58	.50	8.04	8.00	128.64	1963.60	34165.48
010 510	00363	DEANNA L COLVIN	36.18	526.42	84.00	1222.20	18.75	272.81	.00	.00	138.93	2021.43
010 510	00992	REBECCA A CORDER	299.22	4314.75	117.45	1693.63	62.00	894.04	.00	.00	478.67	6902.42
010 510	00869	JEFFERY S LEE	31.99	553.75	20.01	346.37	.00	.00	.00	.00	52.00	900.12
010 510	01071	DAVID K MEADOWS	64.49	1327.20	45.45	935.36	93.25	1919.09	.00	.00	203.19	4181.65
010 510	01571	ANA M SALINAS	.00	.00	.00	.00	.00	.00	.00	.00	.00	.00
010 510	01462	CAROL M SCOTT	15.89	236.13	44.43	660.23	16.00	237.76	.00	.00	76.32	1134.12
010 510	00848	LISA A SMITH	40.19	579.54	60.25	868.81	70.00	1009.40	.00	.00	170.44	2457.75
DEPARTMENT TOTALS			487.96	7537.79	371.59	5726.60	260.00	4333.10	.00	.00	1119.55	17597.49
010 543	01413	WILLIAM E HERGEMUELLER	.00	.00	.00	.00	.00	.00	.00	.00	.00	.00
DEPARTMENT TOTALS			.00	.00	.00	.00	.00	.00	.00	.00	.00	.00
010 550	01044	JUSTIN B JOHNSTON	.00	.00	.00	.00	.00	.00	.00	.00	.00	.00
010 550	01168	ASHLEY D MILLER	.00	.00	.00	.00	.00	.00	.00	.00	.00	.00
010 550	01552	AARON D VENEGAS	17.35	353.94	16.70	340.68	.00	.00	.00	.00	34.05	694.62
DEPARTMENT TOTALS			17.35	353.94	16.70	340.68	.00	.00	.00	.00	34.05	694.62
010 551	00197	DAVID N ALLISON	9.11	185.84	26.72	545.09	31.00	632.40	18.75	382.50	85.58	1745.83
010 551	01241	GEORGE D DANIELS JR	14.50	295.80	75.07	1531.43	1.00	20.40	18.25	372.30	108.82	2219.93
010 551	00180	CHRIS R DRYER	16.66	339.86	20.08	409.63	1.00	20.40	.00	.00	37.74	769.89
010 551	00277	LESLIE A HULSEY	.00	.00	.00	.00	.00	.00	.00	.00	.00	.00
010 551	00200	CHAD C LANGDON	183.44	3742.18	43.35	884.34	2.00	40.80	.00	.00	228.79	4667.32
010 551	01422	JOHN G TUCKER	173.42	3537.77	103.46	2110.58	17.00	346.80	52.50	1071.00	346.38	7066.15
010 551	00093	DONNA M WALLACE	210.88	3568.09	95.00	1607.40	33.00	558.36	30.00	507.60	368.88	6241.45
DEPARTMENT TOTALS			608.01	11669.54	363.68	7088.47	85.00	1619.16	119.50	2333.40	1176.19	22710.57
010 552	00124	HUGH P BISHOP	300.85	6137.34	120.00	2448.00	.00	.00	.00	.00	420.85	8585.34
010 552	01545	TAMARA R BISHOP	46.69	952.48	23.38	476.95	.00	.00	.00	.00	70.07	1429.43
010 552	00664	MARK A DAVISON	.00	.00	.00	.00	.00	.00	.00	.00	.00	.00
010 552	01112	BENITO A PEREZ JR	230.97	5012.05	52.05	1129.49	.00	.00	.00	.00	283.02	6141.54
DEPARTMENT TOTALS			578.51	12101.87	195.43	4054.44	.00	.00	.00	.00	773.94	16156.31
010 553	00701	LINELL O BEALS	183.47	3742.79	103.34	2108.14	113.00	2305.20	84.00	1713.60	483.81	9869.73

item 4.3 B

FOR PAY PERIOD ENDING 02/25/2019

DEPT NUMBER	EMP#	EMPLOYEE NAME	--- SICK AVAIL	--- LEAVE VALUE	--- VACATION AVAIL	--- VACATION VALUE	--- COMP AVAIL	--- TIME VALUE	--- HOLIDAY AVAIL	--- HOLIDAY VALUE	--- TOTALS AVAIL	--- TOTALS VALUE
010 553	01320	JUDY E COMPTON	.00	.00	.00	.00	.00	.00	.00	.00	.00	.00
010 553	01105	ROBERT L CROFT	83.17	1696.67	34.14	696.46	.00	.00	.00	.00	117.31	2393.13
010 553	01480	CHARLES D LAWRENCE	.00	.00	.00	.00	.00	.00	.00	.00	.00	.00
010 553	01051	ROBERT E THORNTON JR	.00	.00	.00	.00	.00	.00	.00	.00	.00	.00
DEPARTMENT TOTALS			266.64	5439.46	137.48	2804.60	113.00	2305.20	84.00	1713.60	601.12	12262.86
010 554	00372	BRIAN D BORTZ	477.32	9737.33	68.00	1387.20	.00	.00	.00	.00	545.32	11124.53
010 554	01570	DALTON W BUXTON	.00	.00	.00	.00	.00	.00	.00	.00	.00	.00
010 554	01116	JAMES W GARDINER	258.85	5280.54	120.00	2448.00	.00	.00	.00	.00	378.85	7728.54
010 554	01590	RAYELEEN P GREGORY	.00	.00	.00	.00	.00	.00	.00	.00	.00	.00
010 554	00690	STEVE D HUNTER	.00	.00	.00	.00	.00	.00	.00	.00	.00	.00
010 554	01474	LACI M PIERCE	38.69	789.28	15.38	313.75	.00	.00	.00	.00	54.07	1103.03
DEPARTMENT TOTALS			774.86	15807.15	203.38	4148.95	.00	.00	.00	.00	978.24	19956.10
010 555	00364	MARITZA C ALEXANDER	16.54	337.42	40.08	817.63	4.00	81.60	.00	.00	60.62	1236.65
010 555	00039	LARRY G ALLEN	456.83	9319.33	.17	3.47	.00	.00	.00	.00	457.00	9322.80
010 555	01551	DANIEL R BOWEN	.00	.00	.00	.00	.00	.00	.00	.00	.00	.00
010 555	01058	JOHN E JOSLIN	.00	.00	.00	.00	.00	.00	.00	.00	.00	.00
010 555	01584	CHARIDY L RISNER	20.01	338.57	10.02	169.54	.00	.00	.00	.00	30.03	508.11
DEPARTMENT TOTALS			493.38	9995.32	50.27	990.64	4.00	81.60	.00	.00	547.65	11067.56
010 560	01083	RUBEN ARELLANO	480.00	10617.60	76.13	1684.00	296.75	6564.11	547.00	12099.64	1399.88	30965.35
010 560	00021	JEFFREY A ASHWORTH	26.76	629.13	113.30	2663.68	49.25	1157.87	23.00	540.73	212.31	4991.41
010 560	00055	BRETT Y AUDILET	480.00	11284.80	110.00	2586.10	302.50	7111.78	432.75	10173.95	1325.25	31156.63
010 560	01426	DANIELLE M BARRY	112.08	2479.21	75.12	1661.65	152.25	3367.77	111.75	2471.91	451.20	9980.54
010 560	01302	CHRISTAN N BAULD	59.71	931.48	104.67	1632.85	131.25	2047.50	259.75	4052.10	555.38	8663.93
010 560	01170	TAMMY R BEAM	199.17	3107.05	81.64	1273.58	132.75	2070.90	228.00	3556.80	641.56	10008.33
010 560	01464	KELBY E BEAN	113.39	2508.19	73.43	1624.27	117.25	2593.57	236.75	5236.91	540.82	11962.94
010 560	00264	GORDON R BEAN	480.00	10617.60	30.00	663.60	258.00	5706.96	145.50	3218.46	913.50	20206.62
010 560	01073	JOHN W BENNETT	480.00	10617.60	120.00	2654.40	290.00	6414.80	571.75	12647.11	1461.75	32333.91
010 560	00172	BONNIE BISHOP	127.93	1995.71	120.00	1872.00	200.00	3120.00	404.75	6314.10	852.68	13301.81
010 560	00292	LINDA L BLOOMINGDALE	157.09	3474.83	116.50	2576.98	.00	.00	67.00	1482.04	340.59	7533.85
010 560	00027	PEGGY L BOURGEOIS	38.06	593.74	77.50	1209.00	11.50	179.40	.00	.00	127.06	1982.14
010 560	01451	GARY L BOWERS	133.40	2950.81	93.44	2066.89	144.75	3201.87	140.75	3113.39	512.34	11332.96
010 560	01300	MALINA A BRACK	13.54	211.22	63.37	988.57	51.50	803.40	101.75	1587.30	230.16	3590.49
010 560	01429	TONIETTE M BROWN	126.73	1976.99	86.77	1353.61	216.50	3377.40	143.75	2242.50	573.75	8950.50
010 560	00828	LUCERO CASTRO	302.43	6689.75	115.76	2560.61	92.50	2046.10	167.00	3694.04	677.69	14990.50
010 560	01418	RYAN W CAVANAUGH	173.42	3836.05	120.00	2654.40	303.75	6718.95	162.50	3594.50	759.67	16803.90
010 560	01541	JOSHUA L CAVANAUGH	40.02	624.31	20.04	312.62	73.50	1146.60	.00	.00	133.56	2083.53
010 560	00079	LINDA L CHAPMAN	82.79	1291.52	92.33	1440.35	3.75	58.50	.00	.00	178.87	2790.37
010 560	01427	THOMAS G COLDWELL II	133.83	2960.32	120.00	2654.40	291.00	6436.92	226.25	5004.65	771.08	17056.29
010 560	01520	JANET M COLEMAN	66.70	1475.40	33.40	738.81	72.25	1598.17	138.00	3052.56	310.35	6864.94
010 560	01052	JOSHUA D CUMMINS	450.32	9961.08	58.03	1283.62	311.75	6895.91	550.50	12177.06	1370.60	30317.67

item 4.3 B

FOR PAY PERIOD ENDING 02/25/2019

DEPT NUMBER	EMP#	EMPLOYEE NAME	--- SICK LEAVE AVAIL	--- SICK LEAVE VALUE	--- VACATION AVAIL	--- VACATION VALUE	--- COMP TIME AVAIL	--- COMP TIME VALUE	--- HOLIDAY AVAIL	--- HOLIDAY VALUE	--- TOTALS AVAIL	--- TOTALS VALUE
010 560	01452	CHARLES C DAIGLE	133.40	2950.81	96.77	2140.55	223.75	4949.35	189.00	4180.68	642.92	14221.39
010 560	01077	AMBER J DAVILA	50.66	790.30	66.28	1033.97	34.00	530.40	.00	.00	150.94	2354.67
010 560	00211	KEN T DEFOOR	.00	.00	.00	.00	.00	.00	.00	.00	.00	.00
010 560	00012	MICHELLE O DESHOTEL	480.00	11284.80	110.75	2603.73	253.25	5953.91	245.25	5765.83	1089.25	25608.27
010 560	01239	EMALEE C DIEHL	80.02	1248.31	100.34	1565.30	166.25	2593.50	289.75	4520.10	636.36	9927.21
010 560	00337	ROBERT R DUNN	480.00	11284.80	114.00	2680.14	289.25	6800.27	985.25	23163.23	1868.50	43928.44
010 560	01301	SHELLY A EDWARDS	266.80	6085.71	120.00	2737.20	452.75	10327.23	476.25	10863.26	1315.80	30013.40
010 560	00128	MARK D ELLINGTON	480.00	11894.40	120.00	2973.60	.00	.00	.00	.00	600.00	14868.00
010 560	00235	DARRELL W ELLIOTT	469.99	11049.46	110.00	2586.10	299.75	7047.12	896.00	21064.96	1775.74	41747.64
010 560	01453	BENJAMIN GARCIA JR	80.15	1772.92	96.77	2140.55	41.00	906.92	237.75	5259.03	455.67	10079.42
010 560	01465	RUBEN GARCIA JR	67.14	1485.14	73.43	1624.27	179.00	3959.48	123.00	2720.76	442.57	9789.65
010 560	00888	IVAN GONZALEZ	480.00	10948.80	120.00	2737.20	322.00	7344.82	565.50	12899.06	1487.50	33929.88
010 560	01078	CRYSTAL A GUILLORY	67.91	1059.40	83.28	1299.17	54.25	846.30	17.25	269.10	222.69	3473.97
010 560	01160	TIFFANY J HALL	125.77	1962.01	108.01	1684.96	171.00	2667.60	278.25	4340.70	683.03	10655.27
010 560	01348	ZACK T HARKNESS	60.03	1327.86	30.06	664.93	73.75	1631.35	51.00	1128.12	214.84	4752.26
010 560	00193	JAMES A HOBSON	480.00	11284.80	111.34	2617.60	305.75	7188.18	345.50	8122.71	1242.59	29213.29
010 560	00181	LELA A HOLLEY	474.65	7404.54	112.11	1748.92	139.75	2180.10	403.25	6290.70	1129.76	17624.26
010 560	01603	RONALD D HOUSE	76.74	1697.49	106.78	2361.97	78.00	1725.36	10.25	226.73	271.77	6011.55
010 560	01608	ROY D HOUSE	6.67	100.58	3.34	50.37	10.50	158.34	.00	.00	20.51	309.29
010 560	00727	SHIRLEY M JACKSON	342.40	6913.06	67.79	1368.68	50.75	1024.64	.00	.00	460.94	9306.38
010 560	01419	GARRETT L JOHNSTON	173.42	3836.05	112.67	2492.26	303.50	6713.42	264.50	5850.74	854.09	18892.47
010 560	01466	KATRENA M JOHNSTON	101.39	2242.75	73.43	1624.27	109.00	2411.08	93.00	2057.16	376.82	8335.26
010 560	01079	WILLIAM M KNOX	199.16	4935.18	78.68	1949.69	.00	.00	.00	.00	277.84	6884.87
010 560	00261	THOMAS A KOEN	370.97	8721.50	90.00	2115.90	296.75	6976.59	605.50	14235.31	1363.22	32049.30
010 560	01467	BRYANT T KUTRA	113.39	2508.19	73.43	1624.27	225.25	4982.53	186.25	4119.85	598.32	13234.84
010 560	01486	CASSIE M LECHLER	13.53	211.07	6.81	106.24	22.25	347.10	.00	.00	42.59	664.41
010 560	00882	LINDA W LONGORIA	40.18	888.78	36.04	797.20	37.50	829.50	96.00	2123.52	209.72	4639.00
010 560	01469	CADE E LOWERY	96.89	2143.21	73.43	1624.27	84.00	1858.08	164.00	3627.68	418.32	9253.24
010 560	01156	MISTY D MADDOX	211.50	3299.40	108.67	1695.25	169.00	2636.40	319.50	4984.20	808.67	12615.25
010 560	00370	VAN C MADDOX	133.99	2963.86	106.78	2361.97	127.50	2820.30	263.50	5828.62	631.77	13974.75
010 560	01057	RANSON L MARTEL	208.06	4602.29	108.26	2394.71	275.25	6088.53	184.00	4070.08	775.57	17155.61
010 560	01440	OSCAR D MARTINEZ	117.49	2598.88	106.78	2361.97	164.50	3638.74	86.50	1913.38	475.27	10512.97
010 560	01490	DANIEL R MCMULLAN	15.05	332.91	60.09	1329.19	83.50	1847.02	125.50	2776.06	284.14	6285.18
010 560	00653	JAMES R MCQUEEN	480.00	11284.80	82.67	1943.57	291.75	6859.04	821.25	19307.59	1675.67	39395.00
010 560	00850	JAMES W MCQUEEN	480.00	10948.80	33.36	760.94	257.50	5873.58	115.00	2623.15	885.86	20206.47
010 560	01242	JOHN M MENDOZA	159.81	3535.00	67.61	1495.53	178.00	3937.36	100.00	2212.00	505.42	11179.89
010 560	01330	ANN M MITCHELL	181.12	4258.13	115.35	2711.88	256.00	6018.56	166.75	3920.29	719.22	16908.86
010 560	01331	SEAN C MITCHELL	65.62	1496.79	120.00	2737.20	128.50	2931.09	162.75	3712.33	476.87	10877.41
010 560	01530	CHRISTINA M MURPHREE	38.53	581.03	30.06	453.30	35.50	535.34	1.75	26.39	105.84	1596.06
010 560	00168	DONALD W NEYLAND	480.00	13617.60	120.00	3404.40	.00	.00	.00	.00	600.00	17022.00
010 560	00360	VITA OREILLY	20.01	312.16	114.68	1789.01	120.75	1883.70	100.50	1567.80	355.94	5552.67
010 560	00331	JAMES A OTT JR	153.21	3494.72	88.00	2007.28	.00	.00	.00	.00	241.21	5502.00
010 560	01508	JESSICA L PARHAM	48.87	736.96	36.74	554.04	12.00	180.96	.00	.00	97.61	1471.96
010 560	01592	CHELSEI T PATTERSON	.00	.00	.00	.00	.00	.00	.00	.00	.00	.00
010 560	00125	FLOYD W PEARSON JR	480.00	11284.80	61.50	1445.87	296.50	6970.72	752.25	17685.40	1590.25	37386.79
010 560	00994	DUSTIN L PIASSOLI	372.39	8237.27	71.30	1577.16	136.75	3024.91	172.50	3815.70	752.94	16655.04
010 560	00359	CLINTON T PIERCE	480.00	11284.80	80.00	1880.80	295.00	6935.45	544.50	12801.20	1399.50	32902.25
010 560	00347	ROBERT J RADER	.00	.00	.00	.00	.00	.00	.00	.00	.00	.00
010 560	01118	STEVEN T RASBERRY	295.85	6955.43	95.01	2233.69	244.00	5736.44	161.50	3796.87	796.36	18722.43

item 4.3 B

FOR PAY PERIOD ENDING 02/25/2019

DEPT NUMBER	EMP#	EMPLOYEE NAME	--- SICK LEAVE ---		--- VACATION ---		--- COMP TIME ---		--- HOLIDAY ---		--- TOTALS ---	
			AVAIL	VALUE	AVAIL	VALUE	AVAIL	VALUE	AVAIL	VALUE	AVAIL	VALUE
010 560 01266	SHEILA M RAY	6.86	151.74	6.75	149.31	.00	.00	.00	.00	13.61	301.05	
010 560 00296	SHANDALYNN N RHAME	294.80	6520.98	59.79	1322.55	113.00	2499.56	55.75	1233.19	523.34	11576.28	
010 560 01595	PATRICIA L SAVALA	13.34	201.17	6.68	100.73	.00	.00	.00	.00	20.02	301.90	
010 560 01417	KENT R SHAFFER	119.42	2723.97	120.00	2737.20	340.00	7755.40	162.00	3695.22	741.42	16911.79	
010 560 00173	BRUCE W SIMS	480.00	10617.60	76.00	1681.12	404.00	8936.48	203.50	4501.42	1163.50	25736.62	
010 560 01517	JESSE L SLAUGHTER II	66.70	1475.40	33.40	738.81	74.75	1653.47	49.50	1094.94	224.35	4962.62	
010 560 01542	TALAUQA B SMITH	36.02	561.91	20.04	312.62	96.50	1505.40	83.50	1302.60	236.06	3682.53	
010 560 01406	BRIDGET K SUMRALL	138.09	3054.55	108.88	2408.43	126.25	2792.65	140.50	3107.86	513.72	11363.49	
010 560 01483	WILBURN B TAYLOR	74.22	1641.75	66.76	1476.73	72.25	1598.17	174.50	3859.94	387.73	8576.59	
010 560 01142	KENNETH C TAYLOR	170.19	4001.17	104.78	2463.38	298.25	7011.86	328.00	7711.28	901.22	21187.69	
010 560 00361	KEVIN L THEISS	480.00	10948.80	91.00	2075.71	285.00	6500.85	367.75	8388.38	1223.75	27913.74	
010 560 00213	SHERRY E WALTON	369.82	6249.96	118.50	2002.65	174.00	2940.60	950.25	16059.23	1612.57	27252.44	
010 560 01048	CHARLES D WERNER	303.75	6928.54	72.01	1642.55	265.50	6056.06	199.50	4550.60	840.76	19177.75	
010 560 00102	ROYCE L WHEELER	.00	.00	.00	.00	.00	.00	.00	.00	.00	.00	
010 560 01600	AUSTIN B WHISMAN	13.34	295.08	6.68	147.76	5.25	116.13	12.00	265.44	37.27	824.41	
010 560 01267	RICHARD E WHITTEN	127.48	2819.86	112.05	2478.55	51.00	1128.12	23.75	525.35	314.28	6951.88	
010 560 01487	ALEXIS L WILLIAMS	82.71	1290.28	46.75	729.30	184.75	2882.10	87.50	1365.00	401.71	6266.68	
010 560 01253	HOLLY K WILSON	229.16	3574.90	85.34	1331.30	163.50	2550.60	6.00	93.60	484.00	7550.40	
010 560 00893	RABONNA L YOUNG	51.39	801.68	73.43	1145.51	161.00	2511.60	186.00	2901.60	471.82	7360.39	
010 560 01098	PAUL A YOUNG JR	480.00	11284.80	113.35	2664.86	385.00	9051.35	611.00	14364.61	1589.35	37365.62	
DEPARTMENT TOTALS			18047.42	395836.08	7126.02	149856.13	13997.75	299980.19	18899.75	405150.30	58070.94	1250822.70
010 570 00023	MARTHA E CALDWELL	241.51	3369.06	108.01	1506.74	.00	.00	.00	.00	349.52	4875.80	
010 570 00196	DANELLA S MCCARTY	393.61	8017.84	75.44	1536.71	6.00	122.22	.00	.00	475.05	9676.77	
010 570 00884	LUCILA M TREVIZO	347.76	4913.85	14.34	202.62	.00	.00	.00	.00	362.10	5116.47	
010 570 01282	GRACIELA M TREVIZO	33.35	689.34	16.70	345.19	.00	.00	.00	.00	50.05	1034.53	
DEPARTMENT TOTALS			1016.23	16990.09	214.49	3591.26	6.00	122.22	.00	.00	1236.72	20703.57
010 581 01587	DANIELLE V ANDREWS	13.34	217.98	6.68	109.15	.00	.00	.00	.00	20.02	327.13	
010 581 00147	CRISTA M BEASLEY	480.00	11894.40	118.00	2924.04	.00	.00	.00	.00	598.00	14818.44	
010 581 00140	JAMES L CARSON	480.00	10526.40	120.00	2631.60	.00	.00	.00	.00	600.00	13158.00	
DEPARTMENT TOTALS			973.34	22638.78	244.68	5664.79	.00	.00	.00	.00	1218.02	28303.57
010 582 00906	BRENDA M FAIRCCHILD	84.94	2064.04	71.87	1746.44	3.50	85.05	.00	.00	160.31	3895.53	
010 582 01548	CAROL A HAJOVSKY	37.27	607.50	20.04	326.65	.00	.00	.00	.00	57.31	934.15	
DEPARTMENT TOTALS			122.21	2671.54	91.91	2073.09	3.50	85.05	.00	.00	217.62	4829.68
010 622 01450	LESLIE D GOMEZ	48.57	817.92	60.11	1012.25	38.75	652.55	.00	.00	147.43	2482.72	
010 622 01491	STEPHANIE M GROSS	41.38	696.84	53.42	899.59	26.25	442.05	.00	.00	121.05	2038.48	
010 622 01155	RAQUEL LULE	61.47	1040.07	77.51	1311.47	9.75	164.97	.00	.00	148.73	2516.51	
010 622 01554	SANDRA N MANCILLA	31.35	456.46	16.70	243.15	.00	.00	8.00	116.48	56.05	816.09	

item 4.3 B

FOR PAY PERIOD ENDING 02/25/2019

DEPT NUMBER	EMP#	EMPLOYEE NAME	--- SICK LEAVE --- AVAIL VALUE	--- VACATION --- AVAIL VALUE	--- COMP TIME --- AVAIL VALUE	--- HOLIDAY --- AVAIL VALUE	--- TOTALS --- AVAIL VALUE
010 622 01549		MELINDA L SOLIDAY	32.02 539.22	20.04 337.47	12.50 210.50	8.00 134.72	72.56 1221.91
010 622 01448		MARIA M VENEGAS	45.69 665.25	23.38 340.41	2.25 32.76	.00 .00	71.32 1038.42
		DEPARTMENT TOTALS	260.48 4215.76	251.16 4144.34	89.50 1502.83	16.00 251.20	617.14 10114.13
010 646 01246		MICHELLE R CONNER	80.14 1352.76	120.00 2025.60	.00 .00	.00 .00	200.14 3378.36
010 646 00628		JACQUELINE L GEISLEMAN	368.32 6217.24	106.70 1801.10	.00 .00	.00 .00	475.02 8018.34
010 646 00659		PENNY P MCMILLEN	93.52 2431.52	109.56 2848.56	.00 .00	.00 .00	203.08 5280.08
		DEPARTMENT TOTALS	541.98 10001.52	336.26 6675.26	.00 .00	.00 .00	878.24 16676.78
010 660 00675		DEBORAH K MCGINNIS-PAI	480.00 10176.00	110.67 2346.20	170.50 3614.60	.00 .00	761.17 16136.80
		DEPARTMENT TOTALS	480.00 10176.00	110.67 2346.20	170.50 3614.60	.00 .00	761.17 16136.80
010 665 01311		AMANDA D BROOKS	.00 .00	.00 .00	.00 .00	.00 .00	.00 .00
010 665 00004		ALEXIS N CORDOVA	.00 .00	.00 .00	.00 .00	.00 .00	.00 .00
010 665 01283		WILLIAM R FLORA	.00 .00	.00 .00	.00 .00	.00 .00	.00 .00
010 665 01507		DAWN M MARQUIS	.00 .00	.00 .00	.00 .00	.00 .00	.00 .00
010 665 00146		ANDLE A MAYON	67.71 1003.46	46.75 692.84	.00 .00	.00 .00	114.46 1696.30
010 665 00275		JO L REYNOLDS	469.33 6955.47	109.34 1620.42	111.50 1652.43	16.00 237.12	706.17 10465.44
		DEPARTMENT TOTALS	537.04 7958.93	156.09 2313.26	111.50 1652.43	16.00 237.12	820.63 12161.74
FUND TOTALS			42289.49 929596.23	16528.90 352909.55	16694.58 357805.24	19226.25 411594.21	94739.22 2051905.23

item 4.3 B

FOR PAY PERIOD ENDING 02/25/2019

DEPT NUMBER	EMP#	EMPLOYEE NAME	--- SICK LEAVE AVAIL	--- SICK LEAVE VALUE	--- VACATION AVAIL	--- VACATION VALUE	--- COMP TIME AVAIL	--- COMP TIME VALUE	--- HOLIDAY AVAIL	--- HOLIDAY VALUE	--- TOTALS AVAIL	--- TOTALS VALUE
DEPARTMENT TOTALS			.00	.00	.00	.00	.00	.00	.00	.00	.00	.00
015 612 01493	ROBERT E ALDRICH	48.38	967.60	53.42	1068.40	7.50	150.00	20.00	400.00	129.30	2586.00	
015 612 01550	ZACHARY N ARTHUR	33.35	650.33	16.70	325.65	3.50	68.25	20.00	390.00	73.55	1434.23	
015 612 00346	RANDY L HUMBER	211.32	5530.24	110.00	2878.70	240.50	6293.89	10.00	261.70	571.82	14964.53	
015 612 00137	CYNTHIA M IVY	480.00	9480.00	98.00	1935.50	17.25	340.69	20.00	395.00	615.25	12151.19	
015 612 01231	DANNY L LAMBERT	.00	.00	.00	.00	.00	.00	.00	.00	.00	.00	
015 612 01103	DANIEL M PARKER	98.75	1851.56	84.79	1589.81	24.00	450.00	20.00	375.00	227.54	4266.37	
015 612 01447	CHARLES A SCOTT	109.39	1312.68	56.78	681.36	.00	.00	130.00	1560.00	296.17	3554.04	
015 612 01259	JOHN E SCOTT	13.49	269.80	13.53	270.60	.25	5.00	10.00	200.00	37.27	745.40	
015 612 01510	OSCAR F SECADA JR	26.70	534.00	33.40	668.00	.25	5.00	10.00	200.00	70.35	1407.00	
015 612 01543	STEPHEN M SIARSKI JR	53.36	907.12	26.72	454.24	3.00	51.00	20.00	340.00	103.08	1752.36	
015 612 01090	CLAYTON L SMITH	100.07	2001.40	60.11	1202.20	57.00	1140.00	20.00	400.00	237.18	4743.60	
015 612 01423	CARROLL R SMITH	153.75	3075.00	86.79	1735.80	74.50	1490.00	70.00	1400.00	385.04	7700.80	
015 612 00613	JOHN C TROUSDALE	7.11	145.76	39.15	802.58	25.00	512.50	10.00	205.00	81.26	1665.84	
015 612 01318	ROGER G WIEBELHAUS	13.35	267.00	16.70	334.00	.00	.00	19.00	380.00	49.05	981.00	
015 612 01509	JERRY P WILLIAMS	46.70	887.30	33.40	634.60	4.50	85.50	20.00	380.00	104.60	1987.40	
015 612 01288	JOHN W WILSON	203.47	4578.08	113.34	2550.15	103.75	2334.38	20.00	450.00	440.56	9912.61	
DEPARTMENT TOTALS			1599.19	32457.87	842.83	17131.59	561.00	12926.21	419.00	7336.70	3422.02	69852.37
015 613 00169	MICHAEL W BORSKI	464.99	8620.91	120.00	2224.80	105.50	1955.97	.00	.00	690.49	12801.68	
015 613 00175	BRADLEY W BORSKI	473.33	8288.01	111.98	1960.77	7.75	135.70	.00	.00	593.06	10384.48	
015 613 00719	GEORGE BURRELL JR	418.93	6066.11	68.35	989.71	35.75	517.66	56.00	810.88	579.03	8384.36	
015 613 00863	CARL H CADE	168.76	3476.46	54.51	1122.91	.00	.00	20.00	412.00	243.27	5011.37	
015 613 01315	RICKY D CAROUTHERS JR	18.54	381.92	19.58	403.35	12.75	262.65	.00	.00	50.87	1047.92	
015 613 00267	JOHNNY D CHAPMAN	204.16	5003.96	116.67	2859.58	150.50	3688.76	.00	.00	471.33	11552.30	
015 613 01363	MILLARD E CHAPMAN	105.43	2171.86	120.00	2472.00	60.50	1246.30	.00	.00	285.93	5890.16	
015 613 01085	JAY C COOK	162.16	3243.20	87.78	1755.60	76.25	1525.00	.00	.00	326.19	6523.80	
015 613 01251	CARL S DEVILLE	140.16	2887.30	60.20	1240.12	14.50	298.70	.00	.00	214.86	4426.12	
015 613 01243	TIFFANY M GRAHAM	73.50	1453.83	120.00	2373.60	.00	.00	.00	.00	193.50	3827.43	
015 613 01164	THOMAS G HAZLETT	47.60	952.00	92.89	1857.80	20.25	405.00	.00	.00	160.74	3214.80	
015 613 01561	BRIAN A HEUITT	4.80	96.00	1.20	24.00	.00	.00	.00	.00	6.00	120.00	
015 613 01287	MICHELLE R LOMAS	68.47	991.45	68.51	992.02	9.00	130.32	.00	.00	145.98	2113.79	
015 613 00911	JAMES W MCINTOSH	233.95	4819.37	26.99	555.99	13.75	283.25	.00	.00	274.69	5658.61	
015 613 01139	CRYSTAL G PORTER	134.86	2169.90	88.58	1425.25	14.25	229.28	8.00	128.72	245.69	3953.15	
015 613 01313	LARRY W RIVES	100.46	2069.48	120.00	2472.00	94.75	1951.85	.00	.00	315.21	6493.33	
015 613 00915	ELOY J RODRIGUEZ	480.00	12566.40	120.00	3141.60	397.50	10406.55	10.00	261.80	1007.50	26376.35	
015 613 00707	MICHAEL R SELLERS	374.97	7724.38	54.39	1120.43	148.25	3053.95	.00	.00	577.61	11898.76	
015 613 00886	TOMMY J SMALL	54.27	1085.40	116.68	2333.60	308.75	6175.00	.00	.00	479.70	9594.00	
015 613 00042	LORETTA J STARK	473.33	6853.82	120.00	1737.60	171.50	2483.32	101.00	1462.48	865.83	12537.22	
015 613 00067	CLAYTON W STARK	55.83	1116.60	100.44	2008.80	90.75	1815.00	30.00	600.00	277.02	5540.40	
015 613 00358	DAVID J STARK	.00	.00	.00	.00	.00	.00	.00	.00	.00	.00	
015 613 00219	DONALD R TANNER	67.39	1388.23	73.43	1512.66	21.50	442.90	.00	.00	162.32	3343.79	
015 613 01433	JAYCOB R TULLOCK	115.07	2186.33	84.11	1598.09	.00	.00	.00	.00	199.18	3784.42	
015 613 00047	BRADFORD P WILLIAMSON	164.51	3388.91	61.93	1275.76	10.25	211.15	.00	.00	236.69	4875.82	

item 4.3 B

FOR PAY PERIOD ENDING 02/25/2019

DEPT NUMBER	EMP#	EMPLOYEE NAME	--- SICK AVAIL	--- LEAVE VALUE	--- VACATION AVAIL	--- VACATION VALUE	--- COMP AVAIL	--- TIME VALUE	--- HOLIDAY AVAIL	--- HOLIDAY VALUE	--- TOTALS AVAIL	--- TOTALS VALUE	
015	613	01416	DANNY R YOCUM II	73.42	1512.45	120.00	2472.00	55.50	1143.30	.00	.00	248.92	5127.75
DEPARTMENT TOTALS			4678.89	90514.28	2128.22	41930.04	1819.50	38361.61	225.00	3675.88	8851.61	174481.81	
015	614	01421	TROY G BROWN	16.42	324.30	30.46	601.59	.00	.00	10.00	197.50	56.88	1123.39
015	614	00251	RICKY D BURT	32.26	632.30	46.30	907.48	.00	.00	20.00	392.00	98.56	1931.78
015	614	00657	BUDDY R CULLEY II	73.32	1437.07	49.11	962.56	16.25	318.50	20.00	392.00	158.68	3110.13
015	614	00367	LYNDON B JOHNSON	13.39	262.44	40.18	787.53	.00	.00	20.00	392.00	73.57	1441.97
015	614	01610	JAMES M LEE	6.67	137.40	3.34	68.80	.00	.00	10.00	206.00	20.01	412.20
015	614	01099	ALLEN W MAY	163.67	3207.93	28.27	554.09	6.00	117.60	20.00	392.00	217.94	4271.62
015	614	01468	KRISTEN A ORTIZ	27.89	446.24	36.43	582.88	.25	4.00	20.00	320.00	84.57	1353.12
015	614	01365	RONDA H POLLING	179.26	4693.03	66.80	1748.82	26.25	687.23	20.00	523.60	292.31	7652.68
015	614	01594	BILLY D ROSS JR	13.34	238.65	6.68	119.51	.00	.00	20.00	357.80	40.02	715.96
015	614	00149	JASON R SHAW	323.79	6670.07	81.48	1678.49	56.75	1169.05	25.00	515.00	487.02	10032.61
015	614	00718	JUSTIN W SHAW	77.84	1556.80	55.09	1101.80	4.00	80.00	20.00	400.00	156.93	3138.60
DEPARTMENT TOTALS			927.85	19606.23	444.14	9113.55	109.50	2376.38	205.00	4087.90	1686.49	35184.06	
015	615	01504	LESLIE F ABNER	6.79	125.89	40.08	743.08	.00	.00	.00	.00	46.87	868.97
015	615	00916	JOHN A BOSTON SR	15.07	265.23	13.73	241.65	.00	.00	.00	.00	28.80	506.88
015	615	00034	DANNY C EARP	480.00	9240.00	110.00	2117.50	164.75	3171.44	10.00	192.50	764.75	14721.44
015	615	01591	JARED M GRAVES	20.01	330.17	10.02	165.33	.00	.00	.00	.00	30.03	495.50
015	615	01484	CANDY K LADRIGUE	42.05	758.16	30.09	542.52	20.75	374.12	10.00	180.30	102.89	1855.10
015	615	01290	JOSHUA D LANGDON	19.97	360.06	93.51	1685.99	.00	.00	5.00	90.15	118.48	2136.20
015	615	01236	DARYL MCWHORTER	227.50	5955.95	119.54	3129.56	128.50	3364.13	7.00	183.26	482.54	12632.90
015	615	01463	CLABERT D MENARD	37.71	699.14	46.75	866.75	23.75	440.33	.00	.00	108.21	2006.22
015	615	01333	JOSHUA K MITCHELL	48.45	823.65	63.49	1079.33	18.25	310.25	.00	.00	130.19	2213.23
015	615	01407	AUBREY B PETERS	15.09	310.85	66.83	1376.70	.00	.00	10.00	206.00	91.92	1893.55
015	615	01224	KAREN REITER	107.50	2126.35	105.04	2077.69	32.75	647.80	10.00	197.80	255.29	5049.64
015	615	01354	GENE A RHAME	13.60	252.14	13.56	251.40	.00	.00	.00	.00	27.16	503.54
015	615	01345	TERRY C SLAUGHTER	122.61	2336.95	80.01	1524.99	39.00	743.34	10.00	190.60	251.62	4795.88
015	615	01272	BRANDON W SONES	6.73	124.77	26.77	496.32	.00	.00	.00	.00	33.50	621.09
015	615	01260	ELIJAH L THRASHER JR	81.24	1548.43	60.03	1144.17	3.25	61.95	11.00	209.66	155.52	2964.21
015	615	01408	ERIC S VINING	150.09	3091.85	120.00	2472.00	124.75	2569.85	20.00	412.00	414.84	8545.70
015	615	01458	CHRISTOPHER R VINING	110.73	2110.51	66.77	1272.64	4.50	85.77	.00	.00	182.00	3468.92
015	615	01546	NATHAN D VOJACEK	25.02	438.10	20.04	350.90	1.75	30.64	.00	.00	46.81	819.64
015	615	00891	KELBY T WHIDDON	6.67	106.72	3.34	53.44	.00	.00	.00	.00	10.01	160.16
DEPARTMENT TOTALS			1536.83	31004.92	1089.60	21591.96	562.00	11799.62	93.00	1862.27	3281.43	66258.77	
FUND TOTALS			8742.76	173583.30	4504.79	89767.14	3052.00	65463.82	942.00	16962.75	17241.55	345777.01	

item 4.3 B

FOR PAY PERIOD ENDING 02/25/2019

DEPT NUMBER	EMP#	EMPLOYEE NAME	--- SICK LEAVE ---		---- VACATION ----		----- COMP TIME -----		----- HOLIDAY -----		----- TOTALS -----	
			AVAIL	VALUE	AVAIL	VALUE	AVAIL	VALUE	AVAIL	VALUE	AVAIL	VALUE
DEPARTMENT TOTALS			.00	.00	.00	.00	.00	.00	.00	.00	.00	.00
059 611	00771	JACK R CARRAWAY	.00	.00	.00	.00	.00	.00	.00	.00	.00	.00
059 611	01084	TERRY L DAVIS	480.00	8040.00	96.72	1620.06	15.00	251.25	10.00	167.50	601.72	10078.81
059 611	00837	BARRY A GRAVES	.00	.00	.00	.00	.00	.00	.00	.00	.00	.00
059 611	00605	ROBERT E NOACK	184.42	3089.04	16.85	282.24	.00	.00	.00	.00	201.27	3371.28
059 611	00253	EDWIN L PSENCIK	480.00	9446.40	120.00	2361.60	150.00	2952.00	10.00	196.80	760.00	14956.80
059 611	01339	ALICE R ROLKE	.00	.00	.00	.00	.00	.00	.00	.00	.00	.00
DEPARTMENT TOTALS			1144.42	20575.44	233.57	4263.90	165.00	3203.25	20.00	364.30	1562.99	28406.89
FUND TOTALS			1144.42	20575.44	233.57	4263.90	165.00	3203.25	20.00	364.30	1562.99	28406.89

item 4.3 B

FOR PAY PERIOD ENDING 02/25/2019

DEPT NUMBER	EMP#	EMPLOYEE NAME	--- SICK AVAIL	LEAVE VALUE	--- VACATION AVAIL	--- VALUE	--- COMP AVAIL	TIME VALUE	--- HOLIDAY AVAIL	--- VALUE	--- TOTALS AVAIL	--- VALUE
DEPARTMENT TOTALS			.00	.00	.00	.00	.00	.00	.00	.00	.00	.00
092 570 01511		RUTH J ALEXANDER	.00	.00	.00	.00	.00	.00	.00	.00	.00	.00
092 570 00188		KATHLEEN S BARRETT	.00	.00	.00	.00	.00	.00	.00	.00	.00	.00
092 570 01499		LINDA B BARTON	.00	.00	.00	.00	.00	.00	.00	.00	.00	.00
092 570 00304		JENNIFER C BRAWNER	.00	.00	.00	.00	.00	.00	.00	.00	.00	.00
092 570 00109		TANYA M CHILDRESS	.00	.00	.00	.00	.00	.00	.00	.00	.00	.00
092 570 00909		LYNDA D FLEMING	.00	.00	.00	.00	.00	.00	.00	.00	.00	.00
092 570 00870		MILES D HARTLEIN	.00	.00	.00	.00	.00	.00	.00	.00	.00	.00
092 570 00165		CASUNDR A K HEBERT	.00	.00	.00	.00	.00	.00	.00	.00	.00	.00
092 570 01114		JODI L HENK	.00	.00	.00	.00	.00	.00	.00	.00	.00	.00
092 570 01104		MARISA S HENRY	.00	.00	.00	.00	.00	.00	.00	.00	.00	.00
092 570 01250		KAREN R HUMBER	.00	.00	.00	.00	.00	.00	.00	.00	.00	.00
092 570 01169		CHRISTI M JOHNSON	.00	.00	.00	.00	.00	.00	.00	.00	.00	.00
092 570 00179		REAGAN E KEY	.00	.00	.00	.00	.00	.00	.00	.00	.00	.00
092 570 01472		REGINA O LE BOEUF	.00	.00	.00	.00	.00	.00	.00	.00	.00	.00
092 570 00033		DIANE P MANEK	.00	.00	.00	.00	.00	.00	.00	.00	.00	.00
092 570 00221		JOHN M MCADAMS	.00	.00	.00	.00	.00	.00	.00	.00	.00	.00
092 570 00353		CELESTE L MORENO	.00	.00	.00	.00	.00	.00	.00	.00	.00	.00
092 570 00921		LACI J OVERSTREET	.00	.00	.00	.00	.00	.00	.00	.00	.00	.00
092 570 01350		CHRISTOPHER D PARKER	.00	.00	.00	.00	.00	.00	.00	.00	.00	.00
092 570 00249		JODIE E POTETZ	.00	.00	.00	.00	.00	.00	.00	.00	.00	.00
092 570 01482		MARK W PROBERTS	.00	.00	.00	.00	.00	.00	.00	.00	.00	.00
092 570 00999		JEANETTE B RHAME	.00	.00	.00	.00	.00	.00	.00	.00	.00	.00
092 570 00164		STEVEN E SWAN	.00	.00	.00	.00	.00	.00	.00	.00	.00	.00
092 570 00722		LACY R TERAN	.00	.00	.00	.00	.00	.00	.00	.00	.00	.00
092 570 00208		LISA L WARREN	.00	.00	.00	.00	.00	.00	.00	.00	.00	.00
DEPARTMENT TOTALS			.00	.00	.00	.00	.00	.00	.00	.00	.00	.00
092 571 01485		MARY E JACKSON	.00	.00	.00	.00	.00	.00	.00	.00	.00	.00
092 571 01496		SAMANTHA Y SANCHEZ	.00	.00	.00	.00	.00	.00	.00	.00	.00	.00
DEPARTMENT TOTALS			.00	.00	.00	.00	.00	.00	.00	.00	.00	.00
092 572 00993		VIVIANN W BOYER	.00	.00	.00	.00	.00	.00	.00	.00	.00	.00
092 572 00136		JASON W JONES	.00	.00	.00	.00	.00	.00	.00	.00	.00	.00
DEPARTMENT TOTALS			.00	.00	.00	.00	.00	.00	.00	.00	.00	.00
092 574 01136		CODY D ARNOLD	.00	.00	.00	.00	.00	.00	.00	.00	.00	.00
092 574 00204		ERICKA R CARLOCK	.00	.00	.00	.00	.00	.00	.00	.00	.00	.00
092 574 01601		JAMES W ELKINS II	.00	.00	.00	.00	.00	.00	.00	.00	.00	.00
092 574 01544		ADRIAN T ELLIS	.00	.00	.00	.00	.00	.00	.00	.00	.00	.00

item 4.3 B

FOR PAY PERIOD ENDING 02/25/2019

DEPT NUMBER	EMP#	EMPLOYEE NAME	--- SICK LEAVE ---		---- VACATION ----		----- COMP TIME -----		----- HOLIDAY -----		----- TOTALS -----	
			AVAIL	VALUE	AVAIL	VALUE	AVAIL	VALUE	AVAIL	VALUE	AVAIL	VALUE
092	574	00005	MARK W HAINLEY	.00	.00	.00	.00	.00	.00	.00	.00	.00
			DEPARTMENT TOTALS	.00	.00	.00	.00	.00	.00	.00	.00	.00
			FUND TOTALS	.00	.00	.00	.00	.00	.00	.00	.00	.00

item 4.3 B

FOR PAY PERIOD ENDING 02/25/2019

DEPT NUMBER	EMP#	EMPLOYEE NAME	--- SICK LEAVE ---		---- VACATION ----		----- COMP TIME -----		----- HOLIDAY -----		----- TOTALS -----	
			AVAIL	VALUE	AVAIL	VALUE	AVAIL	VALUE	AVAIL	VALUE	AVAIL	VALUE
DEPARTMENT TOTALS			.00	.00	.00	.00	.00	.00	.00	.00	.00	.00
093 570	00082	MOLLY K MCADAMS	461.61	11674.12	72.50	1833.53	17.00	429.93	.00	.00	551.11	13937.58
093 570	00371	TREY A MCCONNELL II	480.00	11822.40	115.00	2832.45	22.00	541.86	.00	.00	617.00	15196.71
093 570	00625	LAURIE N MCMILLAN	44.02	977.68	11.42	253.64	.00	.00	.00	.00	55.44	1231.32
093 570	01115	DIANA K RODRIGUEZ	.00	.00	.00	.00	.00	.00	.00	.00	.00	.00
093 570	00184	ANTHONY R SCOTT	480.00	21676.80	57.00	2574.12	.00	.00	.00	.00	537.00	24250.92
DEPARTMENT TOTALS			1465.63	46151.00	255.92	7493.74	39.00	971.79	.00	.00	1760.55	54616.53
FUND TOTALS			1465.63	46151.00	255.92	7493.74	39.00	971.79	.00	.00	1760.55	54616.53

item 4.3 B

FOR PAY PERIOD ENDING 02/25/2019

DEPT NUMBER	EMP#	EMPLOYEE NAME	--- SICK LEAVE ---		---- VACATION ----		----- COMP TIME -----		----- HOLIDAY -----		----- TOTALS -----	
			AVAIL	VALUE	AVAIL	VALUE	AVAIL	VALUE	AVAIL	VALUE	AVAIL	VALUE
GRAND TOTALS			53642.30	169905.97	21523.18	454434.33	19950.58	427444.10	20188.25	428921.26	15304.31	2480705.66

item 4.3 B

Section 6 – Check Register

DATE: 4/9/19
EXHIBIT: A

item 4.3 B

Bank Account	Check Number	Check Date	Payee	Amount	Type	Voided
ORDD	2190	02/06/2019	ALICE R. ROLKE	63.80	CHK	
ORDD	2191	02/06/2019	VERIZON WIRELESS	33.74	CHK	
* ORDD	2193	02/21/2019	LIBERTY COUNTY	600.00	CHK	
ORDD	2194	02/21/2019	HEALTH CARE SERVICE CORP.	3,556.86	CHK	
ORDD	2195	02/21/2019	DEARBORN NATIONAL LIFE INSURAN	213.76	CHK	
ORDD	2196	02/21/2019	BROOKSIDE EQUIPMENT SALES, INC	24,054.73	CHK	
CSCD	20056	02/11/2019	OFFICE DEPOT BUSINESS ACCOUNT	1,316.95	CHK	
CSCD	20057	02/11/2019	KONICA MINOLTA BUSINESS SOLUTI	188.10	CHK	
CSCD	20058	02/11/2019	WESTERN AUTO ASSOCIATE STORE	5,585.73	CHK	
CSCD	20059	02/11/2019	INTERNET MANAGEMENT SERVICES,	73.46	CHK	
CSCD	20060	02/11/2019	POTETZ HOME CENTER	86.98	CHK	
CSCD	20061	02/11/2019	COMPUTER SOLUTIONS	229.00	CHK	
CSCD	20062	02/11/2019	WEX BANK	37.64	CHK	
CSCD	20063	02/11/2019	BUSINESS CARD	369.97	CHK	
CSCD	20064	02/11/2019	CINTAS CORPORATION NO. 2	112.07	CHK	
CSCD	20065	02/11/2019	VALERO MARKETING & SUPPLY CO.	172.48	CHK	
CSCD	20066	02/11/2019	DISA GLOBAL SOLUTIONS	155.75	CHK	
CSCD	20067	02/11/2019	JOHN DEERE FINANCIAL	433.05	CHK	
CSCD	20068	02/11/2019	SIRCHIE FINGER PRINT LABORATOR	89.32	CHK	
CSCD	20069	02/11/2019	TAC RISK MANAGEMENT POOL	10,061.00	CHK	
* CSCD	20071	02/14/2019	OFFICE DEPOT BUSINESS ACCOUNT	10,340.72	CHK	
CSCD	20072	02/14/2019	KONICA MINOLTA BUSINESS SOLUTI	116.50	CHK	
CSCD	20073	02/14/2019	INTERNET MANAGEMENT SERVICES,	229.90	CHK	
CSCD	20074	02/14/2019	VALERO MARKETING & SUPPLY CO.	222.58	CHK	
CSCD	20075	02/14/2019	DISA GLOBAL SOLUTIONS	111.75	CHK	
CSCD	20076	02/14/2019	CORRECTIONS SOFTWARE SOLUTIONS	3,407.00	CHK	
CSCD	20077	02/21/2019	AMERICAN SCREENING CORP.	2,075.00	CHK	
CSCD	20078	02/21/2019	KONICA MINOLTA BUSINESS SOLUTI	71.60	CHK	
CSCD	20079	02/21/2019	WESTERN AUTO ASSOCIATE STORE	384.37	CHK	
MAIN	31754	02/01/2019	CHARLES WIGGINS	1,250.00	CHK	
MAIN	31755	02/01/2019	CLEVELAND SENIOR CITIZENS	833.33	CHK	
MAIN	31756	02/01/2019	DAYTON SENIOR CITIZENS	833.33	CHK	
MAIN	31757	02/01/2019	GRACE INITIATIVE OF SOUTH LIBE	833.33	CHK	
MAIN	31758	02/01/2019	HARDIN SENIOR CITIZENS	333.33	CHK	
MAIN	31759	02/01/2019	JUDGE MARK MOREFIELD	1,800.00	CHK	
MAIN	31760	02/01/2019	LIBERTY COUNTY EMS, INC.	27,500.00	CHK	
MAIN	31761	02/01/2019	LIBERTY COUNTY HOSPITAL DIST.	1,875.00	CHK	
MAIN	31762	02/01/2019	PICKETT JOINT PROPERTIES	900.00	CHK	
MAIN	31763	02/01/2019	TRI-COUNTY MHMR	5,302.33	CHK	
MAIN	31764	02/06/2019	WALMART STORE #1186	167.40	CHK	
MAIN	31765	02/06/2019	APRIL DAMON	500.00	CHK	
MAIN	31766	02/06/2019	DAGOBERTO RAMIREZ	220.00	CHK	
MAIN	31767	02/06/2019	TEXAS DEPT. OF PUBLIC SAFETY	3.00	CHK	
MAIN	31768	02/06/2019	TEXAS DEPT. OF PUBLIC SAFETY	408.00	CHK	02/20/2019
MAIN	31769	02/06/2019	ANTHONY SCOTT	108.00	CHK	
MAIN	31770	02/06/2019	TREY MCCONNELL	108.00	CHK	
MAIN	31771	02/06/2019	LUCY TREVIZO	120.00	CHK	
MAIN	31772	02/06/2019	QUILL	46.42	CHK	
MAIN	31773	02/07/2019	TEXAS JUVENILE PROBATION COMMI	5,965.36	CHK	
MAIN	31774	02/07/2019	LIB. CO. DISTRICT CLERK - DELI	420.00	CHK	
MAIN	31775	02/07/2019	LIB. CO. DISTRICT CLERK - DELI	480.00	CHK	
MAIN	31776	02/08/2019	GEO CORRECTIONS AND DETENTION,	318,330.43	CHK	

DATE: 4/9/19
EXHIBIT: A
Page 43

* INDICATES A GAP IN CHECK # SEQUENCE

item 4.3 B

Bank Account	Check Number	Check Date	Payee	Amount	Type	Voided
MAIN	31777	02/08/2019	PROSPERITY BANK	12.61	CHK	
MAIN	31778	02/11/2019	PACE STANCIL FUNERAL HOME	400.00	CHK	
MAIN	31779	02/11/2019	SERVICE REFRIGERATION COMPANY	20,456.21	CHK	
MAIN	31780	02/11/2019	VULCAN CONSTRUCTION MATERIAL L	36,227.75	CHK	
MAIN	31781	02/11/2019	WEST GROUP PAYMENT CENTER	417.04	CHK	
MAIN	31782	02/11/2019	MILLIS EQUIPMENT LLC	264,818.20	CHK	
MAIN	31783	02/12/2019	ALLISON FUNERAL SVC	500.00	CHK	
MAIN	31784	02/12/2019	LIBERTY CO TAX OFC	5,348.85	CHK	
MAIN	31785	02/12/2019	QUILL	12.99	CHK	
MAIN	31786	02/12/2019	SIERRA SPRINGS	33.76	CHK	
MAIN	31787	02/12/2019	SIERRA SPRINGS	13.71	CHK	
MAIN	31788	02/12/2019	SIERRA SPRINGS	35.53	CHK	
MAIN	31789	02/12/2019	TEXAS ASSOCIATION OF COUNTIES	60.00	CHK	
MAIN	31790	02/12/2019	TRANS UNION RISK & ALTERNATIVE	239.50	CHK	
MAIN	31791	02/12/2019	TRANS UNION RISK & ALTERNATIVE	50.00	CHK	
MAIN	31792	02/12/2019	VALERO MARKETING & SUPPLY CO.	150.60	CHK	
MAIN	31793	02/12/2019	VOYAGER FLEET SYSTEMS, INC.	265.48	CHK	
MAIN	31794	02/12/2019	A SILVER LINING	125.00	CHK	
MAIN	31795	02/12/2019	A T & T	69.11	CHK	
MAIN	31796	02/12/2019	A-1 TEL-COM SECURITY	7,411.44	CHK	
MAIN	31797	02/12/2019	A-1 TELCOM	2,372.00	CHK	02/20/2019
MAIN	31798	02/12/2019	ACC BUSINESS	1,518.70	CHK	
MAIN	31799	02/12/2019	ALEXIS CORDOVA	218.78	CHK	
MAIN	31800	02/12/2019	ALLIED ELEVATOR	300.00	CHK	
MAIN	31801	02/12/2019	ALLISON TROUSDALE	1,400.00	CHK	
MAIN	31802	02/12/2019	ALSABBAGH M. RADWAN MD	237.60	CHK	
MAIN	31803	02/12/2019	AMANDA BROOKS	108.81	CHK	
MAIN	31804	02/12/2019	AMAZON.COM SERVICES	481.67	CHK	
MAIN	31805	02/12/2019	AMERICAN TOWER SYSTEMS,L.P.	3,498.66	CHK	
MAIN	31806	02/12/2019	ANN'S SEAFOOD	103.11	CHK	
MAIN	31807	02/12/2019	ARMADILLO PRINTING & GRAPHICS	150.00	CHK	
MAIN	31808	02/12/2019	AT & T	190.28	CHK	
MAIN	31809	02/12/2019	AT&T	1,619.54	CHK	
MAIN	31810	02/12/2019	B J FORD-MERCURY CO	48.07	CHK	
MAIN	31811	02/12/2019	BICKERSTAFF HEATH DELGADO ACOS	7,179.00	CHK	
MAIN	31812	02/12/2019	BIG THICKET VETERINARY CLINIC	73.38	CHK	
MAIN	31813	02/12/2019	BLUEBONNET NATURAL GAS, LLC	39.17	CHK	
MAIN	31814	02/12/2019	BRIDGEHAVEN CHILDREN'S ADVOCAC	24.00	CHK	
MAIN	31815	02/12/2019	BROOKSHIRE BROS LTD.	86.96	CHK	
MAIN	31816	02/12/2019	BROOKSIDE EQUIPMENT SALES, INC	67.34	CHK	
MAIN	31817	02/12/2019	BRUCE KARBOWSKI	1,157.76	CHK	
MAIN	31818	02/12/2019	BUSINESS INFORMATION SYSTEMS,	870.00	CHK	
MAIN	31819	02/12/2019	BYRD CUSTOM LEATHER	525.00	CHK	
MAIN	31820	02/12/2019	CASA OF LIBERTY/CHAMBERS COUNT	6.00	CHK	
MAIN	31821	02/12/2019	CDW-G	5,899.71	CHK	
MAIN	31822	02/12/2019	CENTERPOINT ENERGY ENTEX	1,039.83	CHK	
MAIN	31823	02/12/2019	CERTIFIED LABORATORIES	441.00	CHK	
MAIN	31824	02/12/2019	CHAD ELMORE	301.60	CHK	
MAIN	31825	02/12/2019	CHANCE WARD	870.00	CHK	
MAIN	31826	02/12/2019	CHRISTINA VARELA	850.00	CHK	
MAIN	31827	02/12/2019	CHRISTUS ST. ELIZABETH HOSPITA	2,816.00	CHK	
MAIN	31828	02/12/2019	CIARA B. TANNER	5,500.00	CHK	

DATE: 4/9/19
EXHIBIT: A
Page 44

item 4.3 B

Bank Account	Check Number	Check Date	Payee	Amount	Type	Voided
MAIN	31829	02/12/2019	CINTAS	903.44	CHK	
MAIN	31830	02/12/2019	CINTAS	1,033.35	CHK	
MAIN	31831	02/12/2019	CINTAS CORPORATION NO. 2	41.46	CHK	
MAIN	31832	02/12/2019	CIOX HEALTH	125.72	CHK	
MAIN	31833	02/12/2019	CIRA	690.00	CHK	
MAIN	31834	02/12/2019	CIRCLE H. GENERAL STORE	259.00	CHK	
MAIN	31835	02/12/2019	CITY OF CLEVELAND	466.74	CHK	
MAIN	31836	02/12/2019	CITY OF DAYTON	932.56	CHK	
MAIN	31837	02/12/2019	CITY OF HARDIN	160.00	CHK	
MAIN	31838	02/12/2019	CITY OF LIBERTY	535.25	CHK	
MAIN	31839	02/12/2019	CLASSIC STAR GROUP, LP	11,543.33	CHK	
MAIN	31840	02/12/2019	CLAWSON'S COPY SHOPPE	602.51	CHK	
MAIN	31841	02/12/2019	CLEVELAND FIRE DEPT.	7,500.00	CHK	
MAIN	31842	02/12/2019	CNH INDUSTRIAL RENTAL ACCOUNT	2,977.72	CHK	
MAIN	31843	02/12/2019	COMCAST	10,968.07	CHK	
MAIN	31844	02/12/2019	COMCAST	464.56	CHK	
MAIN	31845	02/12/2019	COMPUTER SOLUTIONS	425.00	CHK	
MAIN	31846	02/12/2019	COMPUTER TUNE-UP SERVICES	8,750.00	CHK	
MAIN	31847	02/12/2019	COOL TECH REFRIGERATION, INC.	219.83	CHK	
MAIN	31848	02/12/2019	COP STOP	6,138.89	CHK	
MAIN	31849	02/12/2019	CROSSPOINT COMMUNICATIONS	1,875.00	CHK	
MAIN	31850	02/12/2019	CRYSTAL MAGEE	400.00	CHK	
MAIN	31851	02/12/2019	CYPRESS LAKES VOLUNTEER FIRE D	2,750.00	CHK	
MAIN	31852	02/12/2019	DAN BRADLEY	3,250.00	CHK	
MAIN	31853	02/12/2019	DANA SAFETY SUPPLY, INC.	972.95	CHK	
MAIN	31854	02/12/2019	DAVID L. DOUGLAS	150.00	CHK	
MAIN	31855	02/12/2019	DAYTON ELECTRIC CO.	270.72	CHK	
MAIN	31856	02/12/2019	DAYTON GLASS	275.00	CHK	
MAIN	31857	02/12/2019	DAYTON VFD	5,583.33	CHK	
MAIN	31858	02/12/2019	DE DE TAYLOR	57.66	CHK	
MAIN	31859	02/12/2019	DE LAGE LANDEN FINANCIAL SVCS,	1,237.48	CHK	
MAIN	31860	02/12/2019	DEBBIE BELT	13.17	CHK	
MAIN	31861	02/12/2019	DEVERS VFD	2,416.66	CHK	
MAIN	31862	02/12/2019	DISH	51.80	CHK	
MAIN	31863	02/12/2019	DYNAMIC POWER SYSTEMS	1,073.94	CHK	
MAIN	31864	02/12/2019	ELIZABETH E. COKER	2,500.00	CHK	
MAIN	31865	02/12/2019	ENTERGY	5,330.50	CHK	
MAIN	31866	02/12/2019	ESS OF SOUTH TEXAS, LLC	121.85	CHK	
MAIN	31867	02/12/2019	EUGENE HONG	450.00	CHK	
MAIN	31868	02/12/2019	EXPRESS LUBE OF LIBERTY	130.65	CHK	
MAIN	31869	02/12/2019	FARRAH F. HARPER	3,900.00	CHK	
MAIN	31870	02/12/2019	FESTUS PLUMBING LLC	498.00	CHK	
MAIN	31871	02/12/2019	FORENSIC MEDICAL	6,000.00	CHK	
MAIN	31872	02/12/2019	FREDDY'S AUTO REPAIR	253.91	CHK	
MAIN	31873	02/12/2019	FRONTIER COMMUNICATIONS	1,735.81	CHK	
MAIN	31874	02/12/2019	FRONTIER WASTE-LT'S GARBAGE	829.98	CHK	
MAIN	31875	02/12/2019	GALLS, LLC	677.00	CHK	
MAIN	31876	02/12/2019	GARY DENNISON	3,410.00	CHK	
MAIN	31877	02/12/2019	GILBERTO J. FLORES, PC	3,600.00	CHK	
MAIN	31878	02/12/2019	GOVERNMENTAL COLLECTORS ASSOC.	195.00	CHK	
MAIN	31879	02/12/2019	GRAINGER	234.36	CHK	03/20/2019
MAIN	31880	02/12/2019	GULF COAST	1,864.34	CHK	

DATE: 4/9/19
EXHIBIT: A
Page 45

item 4.3 B

Bank Account	Check Number	Check Date	Payee	Amount	Type	Voided
MAIN	31881	02/12/2019	GULF STATES MATERIAL, INC.	318.57	CHK	
MAIN	31882	02/12/2019	HALL,RADER & ASSOCIATES	4,383.50	CHK	
MAIN	31883	02/12/2019	HALLSIGNS	180.71	CHK	
MAIN	31884	02/12/2019	HARDIN SIGN COMPANY	65.00	CHK	
MAIN	31885	02/12/2019	HARDIN VFD	1,416.66	CHK	
MAIN	31886	02/12/2019	HARDIN WATER SUPPLY CORP.	35.18	CHK	
MAIN	31887	02/12/2019	HEALTH CENTER OF SOUTHEAST TEX	146.65	CHK	
MAIN	31888	02/12/2019	HIGHWAY 321 VFD	6,083.33	CHK	
MAIN	31889	02/12/2019	HLAVINKA	26.25	CHK	
MAIN	31890	02/12/2019	HOMETOWN TIRE & AUTO	679.74	CHK	
MAIN	31891	02/12/2019	HOUSTON FREIGHTLINER STERLING	187.94	CHK	
MAIN	31892	02/12/2019	HOUSTON NORTHWEST RADIOLOGY AS	23.26	CHK	
MAIN	31893	02/12/2019	HULL FRESH WATER SUPPLY DIST.	42.00	CHK	
MAIN	31894	02/12/2019	HULL-DAISETTA VFD	2,333.33	CHK	
MAIN	31895	02/12/2019	INDIGENT HEALTHCARE SOLUTIONS	2,414.00	CHK	
MAIN	31896	02/12/2019	INTERNET MANAGEMENT SERVICES,	746.70	CHK	
MAIN	31897	02/12/2019	J & J GENERATOR SERVICE LLC	2,583.54	CHK	
MAIN	31898	02/12/2019	JAMES M. GOTT	3,200.00	CHK	
MAIN	31899	02/12/2019	JAX	141.59	CHK	
MAIN	31900	02/12/2019	JENNIFER HAZLETT	62.64	CHK	
MAIN	31901	02/12/2019	JO ANNE LEGER	1,698.00	CHK	
MAIN	31902	02/12/2019	KAYLA HERRINGTON	44.49	CHK	
MAIN	31903	02/12/2019	KEATON D. KIRKWOOD	5,270.00	CHK	
MAIN	31904	02/12/2019	KENEFICK VFD	1,166.66	CHK	
MAIN	31905	02/12/2019	KENT SHAFFER	91.20	CHK	
MAIN	31906	02/12/2019	KINGWOOD MEDICAL CENTER HOSPIT	7,186.29	CHK	
MAIN	31907	02/12/2019	KOLOGIK	1,190.00	CHK	
MAIN	31908	02/12/2019	LAKE COUNTRY CHEVROLET	28,988.00	CHK	
MAIN	31909	02/12/2019	LAMBERT'S AFFORDABLE STUMP GRI	400.00	CHK	
MAIN	31910	02/12/2019	LAWRENCE THOMPSON, JR., PH.D	6,375.00	CHK	
MAIN	31911	02/12/2019	LEADS ON LINE LLC	2,148.00	CHK	
MAIN	31912	02/12/2019	LEON WILSON	102.00	CHK	
MAIN	31913	02/12/2019	LES HULSEY	1,706.19	CHK	
MAIN	31914	02/12/2019	LIB. CO. CLERK LEE CHAMBERS	2,000.00	CHK	
MAIN	31915	02/12/2019	LIBERTY CO. CHILD PROT SVC.	456.00	CHK	
MAIN	31916	02/12/2019	LIBERTY COUNTY DARE FUND	97.74	CHK	
MAIN	31917	02/12/2019	LIBERTY FIRE DEPT.	1,666.66	CHK	
MAIN	31918	02/12/2019	LIBERTY MEDICAL SURGICAL CLINI	342.00	CHK	
MAIN	31919	02/12/2019	LIBERTY POLICE DEPARTMENT	750.00	CHK	
MAIN	31920	02/12/2019	LIBERTY/DAYTON HOSPITAL	401.58	CHK	
MAIN	31921	02/12/2019	LINDA LEONARD	468.00	CHK	
MAIN	31922	02/12/2019	LOGIX COMMUNICATIONS	867.63	CHK	
MAIN	31923	02/12/2019	LONE STAR PRODUCTS & EQUIPMENT	2,869.24	CHK	
MAIN	31924	02/12/2019	LORI H. HUDGINS	300.00	CHK	
MAIN	31925	02/12/2019	LOWE'S TIRE CENTER	160.00	CHK	
MAIN	31926	02/12/2019	LYNN ALLEN	61.60	CHK	
MAIN	31927	02/12/2019	M & M AUTOMOTIVE	520.00	CHK	
MAIN	31928	02/12/2019	MARTIN MARIETTA MATERIALS	28,157.09	CHK	
MAIN	31929	02/12/2019	MCCORMICK ARMSTRONG CO. INC.	37.00	CHK	
MAIN	31930	02/12/2019	MCCOY'S	364.31	CHK	
MAIN	31931	02/12/2019	MCGRIFF, SEIBELS & WILLIAMS OF	572,386.95	CHK	
MAIN	31932	02/12/2019	MDN ENTERPRISES	7,133.40	CHK	

DATE: 4/9/19
EXHIBIT: A
Page 46

item 4.3 B

Bank Account	Check Number	Check Date	Payee	Amount	Type	Voided
MAIN	31933	02/12/2019	MELINDA SOLIDAY	3,237.54	CHK	02/12/2019
MAIN	31934	02/12/2019	MICHELLE MANGUM-MERENDINO	4,425.00	CHK	
MAIN	31935	02/12/2019	MONARCH UTILITIES, INC.	131.03	CHK	
MAIN	31936	02/12/2019	MOSS BLUFF VFD	2,083.33	CHK	
MAIN	31937	02/12/2019	MOTOROLA SOLUTIONS, INC.	3,305.17	CHK	
MAIN	31938	02/12/2019	MUSTANG CAT	1,137.57	CHK	
MAIN	31939	02/12/2019	NATALIE ROPER	58.29	CHK	
MAIN	31940	02/12/2019	NATIONAL TRAVEL SYSTEMS, LP	1,214.60	CHK	
MAIN	31941	02/12/2019	NEAL FUNERAL HOME	1,330.00	CHK	
MAIN	31942	02/12/2019	NINTH COURT OF APPEALS	585.00	CHK	
MAIN	31943	02/12/2019	NORTH LIBERTY VFD	4,000.00	CHK	
MAIN	31944	02/12/2019	O'REILLY AUTOMOTIVE STORES, IN	2,562.43	CHK	
MAIN	31945	02/12/2019	OFFICE DEPOT	5,548.43	CHK	
MAIN	31946	02/12/2019	PACE STANCIL FUNERAL HOME	545.00	CHK	
MAIN	31947	02/12/2019	PACE-STANCIL FUNERAL HOME	1,352.00	CHK	
MAIN	31948	02/12/2019	PACK, SHIP & COPY	12.75	CHK	
MAIN	31949	02/12/2019	PERFORMANCE TRUCK	596.30	CHK	
MAIN	31950	02/12/2019	PLATINUM COPIER SOLUTIONS, LLC	1,201.35	CHK	
MAIN	31951	02/12/2019	PLUM GROVE VFD	4,250.00	CHK	
MAIN	31952	02/12/2019	POTETZ HOME CENTER	257.46	CHK	
MAIN	31953	02/12/2019	POTETZ HOME CENTER	495.48	CHK	
MAIN	31954	02/12/2019	PRECISE SAFETY & CONSULTING, I	160.00	CHK	
MAIN	31955	02/12/2019	PREGNANCY CARE CENTER OF DAYTO	6.00	CHK	
MAIN	31956	02/12/2019	PREMIER CARDIOVASCULAR CONSULT	152.01	CHK	
MAIN	31957	02/12/2019	PRODUCTION EQUIPMENT SUPPLY C	1,666.44	CHK	
MAIN	31958	02/12/2019	PROFORMA	783.05	CHK	
MAIN	31959	02/12/2019	QUILL	3,740.97	CHK	
MAIN	31960	02/12/2019	R.B. EVERETT & COMPANY	13,775.00	CHK	
MAIN	31961	02/12/2019	READYREFRESH	113.08	CHK	
MAIN	31962	02/12/2019	REAGAN QUALITY LAMPS, INC.	493.63	CHK	
MAIN	31963	02/12/2019	REBA A. EICHELBERGER	800.00	CHK	
MAIN	31964	02/12/2019	REBECCA CORDER	31.90	CHK	
MAIN	31965	02/12/2019	RED BUD SUPPLY, INC.	118.86	CHK	
MAIN	31966	02/12/2019	RED WING SHOE STORE	150.00	CHK	
MAIN	31967	02/12/2019	REPUBLIC SERVICES, INC.	16,150.00	CHK	
MAIN	31968	02/12/2019	RICHARD WATSON	1,295.00	CHK	
MAIN	31969	02/12/2019	RICOH	585.30	CHK	
MAIN	31970	02/12/2019	ROBERT E. THORNTON, JR	64.00	CHK	
MAIN	31971	02/12/2019	ROGER CHRISCO	300.00	CHK	
MAIN	31972	02/12/2019	ROLONDRIA WEBB	59.62	CHK	
MAIN	31973	02/12/2019	ROMOCO EQUIPMENT	13,950.00	CHK	
MAIN	31974	02/12/2019	RONALD HOUSE	89.52	CHK	
MAIN	31975	02/12/2019	RONDA POLING	10.86	CHK	
MAIN	31976	02/12/2019	ROY FLORA	490.39	CHK	
MAIN	31977	02/12/2019	SANDRA MANCILLA	150.00	CHK	
MAIN	31978	02/12/2019	SARAH ELLIS IVERSON	1,800.00	CHK	
MAIN	31979	02/12/2019	SCOTT-MERRIMAN, INC.	1,981.45	CHK	
MAIN	31980	02/12/2019	SCRIPT CARE, LTD	514.24	CHK	
MAIN	31981	02/12/2019	SERVICE REFRIGERATION COMPANY	5,193.36	CHK	
MAIN	31982	02/12/2019	SHERWIN-WILLIAMS STORE#7002	182.88	CHK	
MAIN	31983	02/12/2019	SHOPPA'S	5,992.70	CHK	
MAIN	31984	02/12/2019	SOUTH LIBERTY CO. HAZARDOUS	3,083.33	CHK	

DATE: 4/9/19
EXHIBIT: A
Page 47

LIBERTY COUNTY

item 4.3 B

Bank Account	Check Number	Check Date	Payee	Amount	Type	Voided
MAIN	31985	02/12/2019	SOUTHEAST TEXAS WATER	70.70	CHK	
MAIN	31986	02/12/2019	SOUTHERN CRUSHED CONCRETE, LLC	3,294.78	CHK	
MAIN	31987	02/12/2019	STANFIELD PROPANE	225.00	CHK	
MAIN	31988	02/12/2019	STAPLES BUSINESS ADVANTAGE	61.99	CHK	
MAIN	31989	02/12/2019	STATE BAR OF TEXAS	105.00	CHK	
MAIN	31990	02/12/2019	SULLINS & JOHNSTON, ATTORNEYS	300.00	CHK	
MAIN	31991	02/12/2019	SUPPLYWORKS	925.85	CHK	
MAIN	31992	02/12/2019	TAC	2,220.00	CHK	02/12/2019
MAIN	31993	02/12/2019	TARKINGTON VFD	6,916.66	CHK	
MAIN	31994	02/12/2019	TARKINGTON WATER SUPPLY CORP.	48.98	CHK	
MAIN	31995	02/12/2019	TEXAS DIVISION OF EMERGENCY MA	200.00	CHK	
MAIN	31996	02/12/2019	TEXAS FACILITIES COMMISSION	13,240.00	CHK	
MAIN	31997	02/12/2019	TEXAS JUSTICE COURT JUDGES ASS	75.00	CHK	
MAIN	31998	02/12/2019	TEXAS PARKS & WILDLIFE	100.00	CHK	
MAIN	31999	02/12/2019	THE POUNCIL LAW FIRM PLLC	2,750.00	CHK	
MAIN	32000	02/12/2019	THOMAS C. STEPHENSON	450.00	CHK	
MAIN	32001	02/12/2019	THOMAS M. WHITWORTH	300.00	CHK	
MAIN	32002	02/12/2019	THRIF-TEE FOOD CENTER	41.59	CHK	
MAIN	32003	02/12/2019	TOLUNAY-WONG ENGINEERS	2,900.00	CHK	
MAIN	32004	02/12/2019	TOM ABBATE	1,800.00	CHK	
MAIN	32005	02/12/2019	TREY MCCONNELL	113.00	CHK	
MAIN	32006	02/12/2019	TRIANGLE EQUIPMENT, INC.	467.50	CHK	
MAIN	32007	02/12/2019	TRINITY ARMORY, INC.	485.00	CHK	
MAIN	32008	02/12/2019	TRINITY GLASS & MIRROR CO.	129.90	CHK	
MAIN	32009	02/12/2019	TURNER LEGAL GROUP	750.00	CHK	
MAIN	32010	02/12/2019	TX. WILDLIFE DAMAGE MGT. FD.	3,200.00	CHK	
MAIN	32011	02/12/2019	TYLER TECHNOLOGIES	750.00	CHK	
MAIN	32012	02/12/2019	VERIZON WIRELESS	3,228.93	CHK	
MAIN	32013	02/12/2019	VFW	600.00	CHK	
MAIN	32014	02/12/2019	VIRGINIA LYNN GUNTER ESTATE	671.20	CHK	
MAIN	32015	02/12/2019	VULCAN CONSTRUCTION MATERIAL L	15,549.52	CHK	
MAIN	32016	02/12/2019	WASTE MANAGEMENT	3,502.27	CHK	
MAIN	32017	02/12/2019	WATCH GUARD	42,864.00	CHK	
MAIN	32018	02/12/2019	WEST GROUP PAYMENT CENTER	1,006.54	CHK	
MAIN	32019	02/12/2019	WESTLAKE VFD	833.33	CHK	
MAIN	32020	02/12/2019	WEX BANK	20,710.28	CHK	
MAIN	32021	02/12/2019	WHITENER ENTERPRISES INC.	7,033.18	CHK	
MAIN	32022	02/12/2019	WILLIAMS SCOTSMAN, INC.	1,141.40	CHK	
MAIN	32023	02/12/2019	WILLIAMSON COUNTY	16,341.56	CHK	
MAIN	32024	02/12/2019	WOODPECKER VFD	1,083.33	CHK	
MAIN	32025	02/12/2019	XEROX CORPORATION	1,585.31	CHK	
MAIN	32026	02/12/2019	TAC	1,765.00	CHK	
MAIN	32027	02/12/2019	TAC	230.00	CHK	
MAIN	32028	02/12/2019	TAC	225.00	CHK	
MAIN	32029	02/12/2019	MELINDA SOLIDAY	1,637.70	CHK	
MAIN	32030	02/14/2019	LIBERTY CO TEACHER CRED UNION	1,850.00	CHK	
MAIN	32031	02/14/2019	LIBERTY COUNTY INSURANCE & BEN	247,584.04	CHK	
MAIN	32032	02/14/2019	LIBERTY COUNTY PAYROLL	6,673.47	CHK	
MAIN	32033	02/14/2019	LIBERTY COUNTY PAYROLL	5,069.48	CHK	
MAIN	32034	02/14/2019	LIBERTY COUNTY PAYROLL CLEARIN	87,373.52	CHK	
MAIN	32035	02/14/2019	LIBERTY COUNTY PAYROLL CLEARIN	20,434.18	CHK	
MAIN	32036	02/14/2019	LIBERTY COUNTY PAYROLL CLEARIN	60,567.67	CHK	

DATE: 4/9/19
EXHIBIT: A
Page 48

item 4.3 B

Bank Account	Check Number	Check Date	Payee	Amount	Type	Voided
MAIN	32037	02/14/2019	LIBERTY COUNTY PAYROLL CLEARIN	524,318.80	CHK	
MAIN	32038	02/14/2019	NATIONWIDE RETIREMENT SOLUTION	575.00	CHK	
MAIN	32039	02/14/2019	THE HARTFORD	933.00	CHK	
MAIN	32040	02/14/2019	VALIC C/O JP MORGAN CHASE	921.00	CHK	
MAIN	32041	02/20/2019	QURESHI MOHAMMAD	248.00	CHK	
MAIN	32042	02/20/2019	TEXAS DEPT. OF PUBLIC SAFETY	160.00	CHK	
MAIN	32043	02/21/2019	ALERT	120.00	CHK	
MAIN	32044	02/21/2019	ADAPT PROGRAMS, LLC	1,100.00	CHK	
MAIN	32045	02/21/2019	GRACIELA TREVIZO	185.42	CHK	
MAIN	32046	02/21/2019	LUCY TREVIZO	120.00	CHK	
MAIN	32047	02/21/2019	MARTINELLI & ASSOCIATES	5,000.00	CHK	
MAIN	32048	02/26/2019	A-1 TEL-COM SECURITY	2,557.00	CHK	
MAIN	32049	02/26/2019	ALLISON FUNERAL SVC	600.00	CHK	
MAIN	32050	02/26/2019	CANON FINANCIAL SERVICES	320.00	CHK	
MAIN	32051	02/26/2019	CANON SOLUTIONS AMERICA	35.00	CHK	
MAIN	32052	02/26/2019	SIERRA SPRINGS	86.07	CHK	
MAIN	32053	02/26/2019	SIERRA SPRINGS	22.21	CHK	
MAIN	32054	02/26/2019	SIERRA SPRINGS	23.55	CHK	
MAIN	32055	02/26/2019	SIERRA SPRINGS	65.04	CHK	
MAIN	32056	02/26/2019	SOUTHEAST TEXAS WATER	15.90	CHK	
MAIN	32057	02/26/2019	TRANS UNION RISK & ALTERNATIVE	50.00	CHK	
MAIN	32058	02/26/2019	VERIZON WIRELESS	79.67	CHK	
MAIN	32059	02/26/2019	A S C O	584.37	CHK	
MAIN	32060	02/26/2019	A T & T	74.14	CHK	
MAIN	32061	02/26/2019	A-1 TEL-COM SECURITY	4,132.99	CHK	
MAIN	32062	02/26/2019	AKIN'S AUTO & SERVICE CENTER	3,597.49	CHK	
MAIN	32063	02/26/2019	ALLISON TROUSDALE	2,375.00	CHK	
MAIN	32064	02/26/2019	AMAZON.COM SERVICES	149.99	CHK	
MAIN	32065	02/26/2019	AMERICAN INDUSTRIAL - CLEVELAN	128.07	CHK	
MAIN	32066	02/26/2019	AMERICAN SCREENING CORP.	688.00	CHK	
MAIN	32067	02/26/2019	AMERICAN TIRE DISTRIBUTOR	493.72	CHK	
MAIN	32068	02/26/2019	ANN'S SEAFOOD	210.79	CHK	
MAIN	32069	02/26/2019	ARCOSA AGGREGATES, INC.	5,137.73	CHK	
MAIN	32070	02/26/2019	AT & T	75.78	CHK	
MAIN	32071	02/26/2019	AT&T	1,333.05	CHK	
MAIN	32072	02/26/2019	B & H PHOTO	2,664.72	CHK	
MAIN	32073	02/26/2019	B J FORD-MERCURY CO	355.20	CHK	
MAIN	32074	02/26/2019	BANCORPSOUTH EQUIPMENT FINANCE	4,537.78	CHK	
MAIN	32075	02/26/2019	BEST WESTERN DAYTON INN & SUIT	100.57	CHK	
MAIN	32076	02/26/2019	BJ FORD - COMMERCIAL BILLING	14.00	CHK	03/11/2019
MAIN	32077	02/26/2019	BLUE TARP FINANCIAL	540.84	CHK	
MAIN	32078	02/26/2019	BOOT BARN - STORE # 157	110.49	CHK	
MAIN	32079	02/26/2019	BRIDGEHAVEN CHILDREN'S ADVOCAC	6.00	CHK	
MAIN	32080	02/26/2019	BROOKSIDE EQUIPMENT SALES, INC	675.32	CHK	
MAIN	32081	02/26/2019	BYERS INSPECTION STATION, LLC	120.00	CHK	
MAIN	32082	02/26/2019	C C PLUS, INC.	940.00	CHK	
MAIN	32083	02/26/2019	CALDWELL COUNTRY CHEVROLET	87,352.00	CHK	
MAIN	32084	02/26/2019	CARPENTER'S TIME SYSTEMS	185.00	CHK	
MAIN	32085	02/26/2019	CASA DON BONI	224.01	CHK	
MAIN	32086	02/26/2019	CDW-G	3,795.27	CHK	
MAIN	32087	02/26/2019	CENTERPOINT ENERGY ENTEX	358.18	CHK	
MAIN	32088	02/26/2019	CENTURY ASPHALT, LTD	10,951.92	CHK	

DATE: 4/9/19
EXHIBIT: A
Page 49

item 4.3 B

Bank Account	Check Number	Check Date	Payee	Amount	Type	Voided
MAIN	32089	02/26/2019	CHANCE WARD	775.00	CHK	
MAIN	32090	02/26/2019	CHI ST LUKE'S HEALTH MEMORIAL	634.00	CHK	
MAIN	32091	02/26/2019	CHRISTINA VARELA	900.00	CHK	
MAIN	32092	02/26/2019	CHRISTUS ST. ELIZABETH HOSPITA	750.00	CHK	
MAIN	32093	02/26/2019	CIARA B. TANNER	2,750.00	CHK	
MAIN	32094	02/26/2019	CINTAS	626.03	CHK	
MAIN	32095	02/26/2019	CIOX HEALTH	249.16	CHK	
MAIN	32096	02/26/2019	CITY OF LIBERTY	8,176.18	CHK	
MAIN	32097	02/26/2019	CLASSIC STAR GROUP, LP	7,599.20	CHK	
MAIN	32098	02/26/2019	CLAWSON'S COPY SHOPPE	794.54	CHK	
MAIN	32099	02/26/2019	CLEVELAND SUPPLY	677.63	CHK	
MAIN	32100	02/26/2019	COMCAST	462.23	CHK	
MAIN	32101	02/26/2019	COMPUTER SOLUTIONS	420.00	CHK	
MAIN	32102	02/26/2019	CONNIE CHAPMAN	47.57	CHK	
MAIN	32103	02/26/2019	COP STOP	1,195.00	CHK	
MAIN	32104	02/26/2019	CORRECTIONS SOFTWARE SOLUTIONS	450.00	CHK	
MAIN	32105	02/26/2019	CREATIVE PRODUCT SOURCING, INC	464.25	CHK	
MAIN	32106	02/26/2019	DAN BRADLEY	750.00	CHK	
MAIN	32107	02/26/2019	DAVID GLENN WILLIAMS	4,500.00	CHK	
MAIN	32108	02/26/2019	DAYTON ELECTRIC CO.	718.59	CHK	
MAIN	32109	02/26/2019	DE LAGE LANDEN FINANCIAL SVCS,	795.67	CHK	
MAIN	32110	02/26/2019	DEBBIE BELT	3.48	CHK	
MAIN	32111	02/26/2019	DISH	62.63	CHK	
MAIN	32112	02/26/2019	ELIZABETH E. COKER	750.00	CHK	
MAIN	32113	02/26/2019	ENTERGY	3,687.54	CHK	
MAIN	32114	02/26/2019	ESS OF SOUTH TEXAS, LLC	363.62	CHK	
MAIN	32115	02/26/2019	EXPRESS LUBE OF LIBERTY	408.26	CHK	
MAIN	32116	02/26/2019	FORENSIC MEDICAL	8,000.00	CHK	
MAIN	32117	02/26/2019	FRED MAJORS	8,000.00	CHK	
MAIN	32118	02/26/2019	GALLS, LLC	607.53	CHK	
MAIN	32119	02/26/2019	GATE'S SALES	7.95	CHK	
MAIN	32120	02/26/2019	GHS, LTD	21,881.35	CHK	
MAIN	32121	02/26/2019	GIGATRON SOFTWARE CORPORATION	1,323.00	CHK	
MAIN	32122	02/26/2019	GILBERTO J. FLORES, PC	1,500.00	CHK	
MAIN	32123	02/26/2019	GREGG COUNTY	160.00	CHK	
MAIN	32124	02/26/2019	GULF STATES MATERIAL, INC.	9,739.32	CHK	
MAIN	32125	02/26/2019	HALLSIGNS	438.49	CHK	
MAIN	32126	02/26/2019	HARDIN ISD	447.00	CHK	
MAIN	32127	02/26/2019	HARDIN SIGN & SUPPLY CO.	125.00	CHK	
MAIN	32128	02/26/2019	HARDIN SIGN COMPANY	25.00	CHK	
MAIN	32129	02/26/2019	HARRIS COUNTY TREASURER	36.00	CHK	
MAIN	32130	02/26/2019	HEALTH CENTER OF SOUTHEAST TEX	35.00	CHK	
MAIN	32131	02/26/2019	HOUSTON NORTHWEST RADIOLOGY AS	46.78	CHK	
MAIN	32132	02/26/2019	HOUSTON OPHTHALMOLOGY ASSOCIATE	143.51	CHK	
MAIN	32133	02/26/2019	INDUSTRIAL CHEMICAL CLEANER,	277.07	CHK	
MAIN	32134	02/26/2019	INK-VIRONMENT	319.96	CHK	
MAIN	32135	02/26/2019	INTERNET MANAGEMENT SERVICES,	82.06	CHK	
MAIN	32136	02/26/2019	ISI COMMERCIAL REFRIGERATION	188.00	CHK	
MAIN	32137	02/26/2019	J & R SIGNS	130.00	CHK	
MAIN	32138	02/26/2019	JAMES M. GOTT	3,800.00	CHK	
MAIN	32139	02/26/2019	JAMES REAVES	125.00	CHK	
MAIN	32140	02/26/2019	JAX	137.29	CHK	

DATE: 4/9/19
EXHIBIT: A
Page 50

item 4.3 B

Bank Account	Check Number	Check Date	Payee	Amount	Type	Voided
MAIN	32141	02/26/2019	JO ANNE LEGER	4,613.50	CHK	
MAIN	32142	02/26/2019	JOAN BELT	97.54	CHK	
MAIN	32143	02/26/2019	JUDGE CHAP B. CAIN III	1,767.00	CHK	
MAIN	32144	02/26/2019	KEATON D. KIRKWOOD	450.00	CHK	
MAIN	32145	02/26/2019	KIMBALL MIDWEST	255.80	CHK	
MAIN	32146	02/26/2019	KONICA MINOLTA BUSINESS SOLUTI	161.02	CHK	
MAIN	32147	02/26/2019	LAWMAN'S UNIFORM & EQUIP., CO.	218.88	CHK	
MAIN	32148	02/26/2019	LESLIE GOMEZ	597.05	CHK	
MAIN	32149	02/26/2019	LEVEL 3 COMMUNICATIONS, LLC	2,844.16	CHK	
MAIN	32150	02/26/2019	LIB. CO. CLERK LEE CHAMBERS	76.00	CHK	
MAIN	32151	02/26/2019	LIB. CO. DISTRICT CLERK - DELI	359.12	CHK	
MAIN	32152	02/26/2019	LIBERTY CO TAX OFC	153.75	CHK	03/06/2019
MAIN	32153	02/26/2019	LIBERTY MEDICAL SURGICAL CLINI	76.00	CHK	
MAIN	32154	02/26/2019	LIBERTY PEST CONTROL	120.00	CHK	
MAIN	32155	02/26/2019	LIBERTY/DAYTON HOSPITAL	1,830.23	CHK	
MAIN	32156	02/26/2019	LJA ENGINEERING, INC.	5,900.96	CHK	
MAIN	32157	02/26/2019	LOGAN PICKETT	27.58	CHK	
MAIN	32158	02/26/2019	LOWE'S TIRE CENTER	55.00	CHK	
MAIN	32159	02/26/2019	MASON MARTIN	669.64	CHK	
MAIN	32160	02/26/2019	MDN ENTERPRISES	4,579.20	CHK	
MAIN	32161	02/26/2019	MICHELLE MANGUM-MERENDINO	9,875.00	CHK	
MAIN	32162	02/26/2019	MID-AMERICAN RESEARCH CHEMICA	511.77	CHK	
MAIN	32163	02/26/2019	MILAM DISCOUNT TIRE	2,688.95	CHK	
MAIN	32164	02/26/2019	MINERVA GARCIA	1,779.86	CHK	
MAIN	32165	02/26/2019	MONTGOMERY COUNTY JUVENILE DEP	4,200.00	CHK	
MAIN	32166	02/26/2019	MOORE'S RADIATOR	869.94	CHK	
MAIN	32167	02/26/2019	MUSTANG CAT	351.24	CHK	
MAIN	32168	02/26/2019	NORTHERN TOOL EQUIPMENT	399.98	CHK	
MAIN	32169	02/26/2019	O'REILLY AUTOMOTIVE STORES, IN	4,341.75	CHK	
MAIN	32170	02/26/2019	OFFICE DEPOT	3,971.88	CHK	
MAIN	32171	02/26/2019	PACE-STANCIL FUNERAL HOME	971.00	CHK	
MAIN	32172	02/26/2019	PERFORMANCE TRUCK	531.58	CHK	
MAIN	32173	02/26/2019	POLK COUNTY SHERIFF'S OFFICE	1,240.00	CHK	
MAIN	32174	02/26/2019	POTETZ HOME CENTER	921.07	CHK	
MAIN	32175	02/26/2019	POTETZ HOME CENTER	433.57	CHK	
MAIN	32176	02/26/2019	PRODUCTION EQUIPMENT SUPPLY C	367.65	CHK	
MAIN	32177	02/26/2019	PTS OF AMERICA, LLC	449.46	CHK	
MAIN	32178	02/26/2019	PUBLIC AGENCY TRAINING COUNCIL	350.00	CHK	
MAIN	32179	02/26/2019	QUEST DIAGNOSTIC	28.91	CHK	
MAIN	32180	02/26/2019	QUILL	2,336.65	CHK	
MAIN	32181	02/26/2019	R.B. EVERETT & COMPANY	35,413.72	CHK	
MAIN	32182	02/26/2019	RANDY'S SHOE & SADDLE REPAIR	199.92	CHK	
MAIN	32183	02/26/2019	RAPISCAN SYSTEMS, INC.	53,944.50	CHK	
MAIN	32184	02/26/2019	RICHARD BROWN	487.57	CHK	
MAIN	32185	02/26/2019	RICOH	606.01	CHK	
MAIN	32186	02/26/2019	RODNEY W. MARTEL	1,055.00	CHK	
MAIN	32187	02/26/2019	SAM HOUSTON STATE UNIVERSITY -	550.00	CHK	03/25/2019
MAIN	32188	02/26/2019	SHECO	287.35	CHK	
MAIN	32189	02/26/2019	SMART MATERIALS, INC.	120.00	CHK	
MAIN	32190	02/26/2019	SOUTHEAST TEXAS WATER	8.95	CHK	
MAIN	32191	02/26/2019	SOUTHERN CRUSHED CONCRETE, LLC	2,281.69	CHK	
MAIN	32192	02/26/2019	SOUTHERN TIRE MART, LLC	1,235.76	CHK	

DATE: 4/9/19
EXHIBIT: A
Page 51

item 4.3 B

Bank Account	Check Number	Check Date	Payee	Amount	Type	Voided
MAIN	32193	02/26/2019	STANLEY STEEMER	415.26	CHK	
MAIN	32194	02/26/2019	STATE BAR OF TEXAS	330.00	CHK	
MAIN	32195	02/26/2019	STEPHANIE GROSS	597.05	CHK	
MAIN	32196	02/26/2019	STERLING FUNERAL HOME	800.00	CHK	
MAIN	32197	02/26/2019	TABITHA DYSON	59.16	CHK	
MAIN	32198	02/26/2019	TAMMY MANUEL	588.00	CHK	
MAIN	32199	02/26/2019	TERRI DRYDEN	87.17	CHK	
MAIN	32200	02/26/2019	TERRI HUGHES	124.48	CHK	
MAIN	32201	02/26/2019	TEXAS CONF. OF URBAN COUNTIES	200.00	CHK	
MAIN	32202	02/26/2019	THOMAS MURPHY	17,500.00	CHK	
MAIN	32203	02/26/2019	TRACTOR SUPPLY CO.	185.79	CHK	
MAIN	32204	02/26/2019	TREY MCCONNELL	113.00	CHK	
MAIN	32205	02/26/2019	TURNER LEGAL GROUP	1,200.00	CHK	
MAIN	32206	02/26/2019	TYLER TECHNOLOGIES	843.75	CHK	
MAIN	32207	02/26/2019	ULINE	230.11	CHK	
MAIN	32208	02/26/2019	VERIZON WIRELESS	1,828.22	CHK	
MAIN	32209	02/26/2019	VFW	3,200.00	CHK	
MAIN	32210	02/26/2019	VICTOR R. SCARANO, M.D., J.D.	1,800.00	CHK	
MAIN	32211	02/26/2019	VOYAGER FLEET SYSTEMS, INC.	998.34	CHK	
MAIN	32212	02/26/2019	WALLER COUNTY ASPHALT	2,820.37	CHK	
MAIN	32213	02/26/2019	WASTE MANAGEMENT	4,265.60	CHK	
MAIN	32214	02/26/2019	WEST GROUP PAYMENT CENTER	4,654.11	CHK	
MAIN	32215	02/26/2019	WHITENER ENTERPRISES INC.	7,817.14	CHK	
MAIN	32216	02/26/2019	WHITENERS-DAYTON	103.64	CHK	
MAIN	32217	02/26/2019	XEROX CORPORATION	593.10	CHK	
MAIN	32218	02/28/2019	DEARBORN	4,926.53	CHK	
MAIN	32219	02/28/2019	LIBERTY CO TEACHER CRED UNION	1,890.00	CHK	
MAIN	32220	02/28/2019	LIBERTY COUNTY BENEFITS & INSU	8,362.58	CHK	
MAIN	32221	02/28/2019	LIBERTY COUNTY INSURANCE & BEN	246,427.65	CHK	
MAIN	32222	02/28/2019	LIBERTY COUNTY PAYROLL	6,673.05	CHK	
MAIN	32223	02/28/2019	LIBERTY COUNTY PAYROLL	4,899.48	CHK	
MAIN	32224	02/28/2019	LIBERTY COUNTY PAYROLL CLEARIN	363,756.17	CHK	
MAIN	32225	02/28/2019	LIBERTY COUNTY PAYROLL CLEARIN	89,872.04	CHK	
MAIN	32226	02/28/2019	LIBERTY COUNTY PAYROLL CLEARIN	21,018.58	CHK	
MAIN	32227	02/28/2019	LIBERTY COUNTY PAYROLL CLEARIN	64,014.29	CHK	
MAIN	32228	02/28/2019	LIBERTY COUNTY PAYROLL CLEARIN	538,187.90	CHK	
MAIN	32229	02/28/2019	METLIFE	6,320.69	CHK	
MAIN	32230	02/28/2019	NATIONWIDE RETIREMENT SOLUTION	575.00	CHK	
MAIN	32231	02/28/2019	THE HARTFORD	933.00	CHK	
MAIN	32232	02/28/2019	VALIC C/O JP MORGAN CHASE	921.00	CHK	
MAIN	32233	02/27/2019	JURY CHECK	86.00	CHK	
MAIN	32234	02/27/2019	JURY CHECK	86.00	CHK	
MAIN	32235	02/27/2019	JURY CHECK	86.00	CHK	
MAIN	32236	02/27/2019	JURY CHECK	86.00	CHK	
MAIN	32237	02/27/2019	JURY CHECK	80.00	CHK	02/27/2019
MAIN	32238	02/27/2019	JURY CHECK	86.00	CHK	
MAIN	32239	02/27/2019	JURY CHECK	86.00	CHK	
MAIN	32240	02/27/2019	JURY CHECK	86.00	CHK	
MAIN	32241	02/27/2019	JURY CHECK	86.00	CHK	
MAIN	32242	02/27/2019	JURY CHECK	86.00	CHK	
MAIN	32243	02/27/2019	JURY CHECK	86.00	CHK	
MAIN	32244	02/27/2019	JURY CHECK	86.00	CHK	

DATE: 4/9/19
EXHIBIT: A

item 4.3 B

Bank Account	Check Number	Check Date	Payee	Amount	Type	Voided
MAIN	32245	02/27/2019	JURY CHECK	80.00	CHK	02/27/2019
MAIN	32246	02/27/2019	IPC HEALTHCARE SERVICES OF TEX	86.00	CHK	02/27/2019
MAIN	32247	02/27/2019	MOORE LAW, PLLC	86.00	CHK	02/27/2019
MAIN	32248	02/27/2019	JUDD DOUGLAS TINKLE	86.00	CHK	
MAIN	32249	02/27/2019	ELIZABETH ELLEN STEPHENSON	86.00	CHK	

* INDICATES A GAP IN CHECK # SEQUENCE

DATE: 4/9/19
EXHIBIT: A
Page 53

item 4.3 B

12 TOTAL VOIDED CHECKS	9,521.65
513 TOTAL CHECKS	4,646,146.89
0 TOTAL ELECTONIC PAYMENTS	0.00
0 TOTAL PAYROLL CHECKS	0.00
0 TOTAL ACH TRANSACTIONS	0.00

513 TOTAL ALL CHECKS	4,646,146.89