

FILED
at ID: SD of Dist. A

JUL 24 2018

PAULETTE WILLIAMS
COUNTY CLERK, LIBERTY COUNTY, TEXAS
~~Adrian Davis~~ DEPUTY

AFFIDAVIT

THE STATE OF TEXAS
COUNTY OF LIBERTY

RE: Monthly Report of the County Treasurer, For the Month Ended May 31, 2018

The Monthly Report of the County Treasurer includes, but is not limited to, money received and disbursed; debts due to and owed by the county; and all other proceedings in the Treasurer's office that pertain to the financial standing of Liberty County. [LGC §114.026(a)(b)]


The County Treasurer's books and the Auditor's general ledger agree. The bank statements have been reconciled and any adjustments have been noted. This affidavit must state the amount of the cash and other assets that are in the custody of the County Treasurer at the time of examination. [LGC §114.026(d)]

TOTAL CASH AND INVESTMENTS HELD BY THE TREASURER ON MAY 31, 2018

\$35,081,679.13

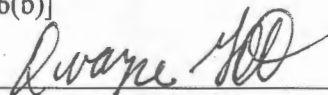
Therefore, Kim Harris, Liberty County Treasurer, who being fully sworn, upon oath states that the aforementioned monthly report is true and correct to the best of her knowledge.

Filed with accompanying reports this, the 24th day of July, 2018.



Kim Harris, CPA, Liberty County Treasurer

The Monthly Report of the County Treasurer has been submitted for audit. The cash balances agree with the records of the County Auditor, as reconciled. [LGC §114.026(b)]




Dwayne Gott, CPA, Liberty County Auditor

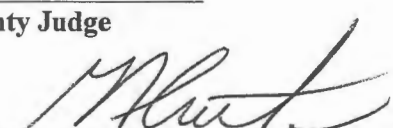
At the regular meeting of the Commissioners' Court on July 24, 2018, Kim Harris, Liberty County Treasurer, presented the Treasurer's Report for the month ended May 31, 2018 for the inspection of the court. After reviewing the Treasurer's Report and having taken reasonable steps to ensure its accuracy, we, the undersigned members of the court, hereby approve the report, subject to independent auditors' review. We hereby affirm that the report complies with the statutes as referenced, and request that it be filed with the official minutes of this meeting. [LGC §114.026(c) and (d)]



Jay Knight, County Judge



Bruce Karbowski, Commissioner, Pct. 1



Greg Arthur, Commissioner, Pct. 2



James 'Boo' Reaves, Commissioner, Pct. 3



Leon Wilson, Commissioner, Pct. 4

DATE: 7/24/18
EXHIBIT: A

***Monthly Report of County Treasurer
For the Month Ended May 31, 2018***

***Prepared and submitted by Kim Harris, CPA
Liberty County Treasurer***

Monthly Report of County Treasurer
Prepared by Kim Harris, CPA, Liberty County Treasurer

Index to Report

	<u>Page</u>
<u>Section 1 - Cash Flow</u>	
Statement of Cash Receipts and Disbursements	
General Fund	1 - 3
Special Funds	4
Bank Collateral	
First Liberty National Bank	5
Prosperity Bank	6
Bond Indebtedness	7
<u>Section 2 - Investments</u>	8
<u>Section 3 - Benefits & Insurance</u>	9
<u>Section 4 - Receipt Register</u>	10-26
<u>Section 5 - Leave Liability Report</u>	27-42
<u>Section 6 - Check Register</u>	43-53

Section 1 – Cash Flow

Statement of Cash Receipts and Disbursements

**Liberty County, Texas - General Fund
 Combined Statement of Cash Receipts and Disbursements
 For the Month Ended May 31, 2018**

<u>Account Name</u>	<u>Balance 4/30/2018</u>	<u>Cash Receipts</u>	<u>Cash Disbursements</u>	<u>Balance 5/31/2018</u>
<u>GENERAL FUND</u>				
Cash	17,405,977.86	1,708,997.98	(2,589,090.51)	16,525,885.33
<u>DISTRICT ATTORNEY FUND</u>				
Cash	28,655.32	100.00	(1,082.62)	27,672.70
<u>DISTRICT ATTORNEY PROGRAMS</u>				
Cash - Special Investigative	847,652.16	0.00	(896.25)	846,755.91
Cash - Welfare Fraud	1,736.85	0.00	0.00	1,736.85
Cash - Crime Prevention	199.30	0.00	0.00	199.30
	849,588.31	0.00	(896.25)	848,692.06
<u>ROAD & BRIDGE FUND</u>				
Cash	5,535,939.97	273,534.88	(677,180.21)	5,132,294.64
<u>CHILD ABUSE/FAMILY VIOLENCE FUND</u>				
Cash	768.74	93.73	0.00	862.47
<u>VICTIMS ASSISTANCE COORDINATOR</u>				
Cash	(22,787.81)	0.00	(4,962.12)	(27,749.93)
<u>LAND ACQUISITION ROW</u>				
Cash	680,530.56	34,365.00	(33,595.00)	681,300.56
<u>ELECTION SERVICE CONTRACT</u>				
Cash	26,594.13	0.00	0.00	26,594.13
<u>RECORDS MANAGEMENT - COUNTY CLERK</u>				
Cash	646,826.85	25,370.91	(1,213.72)	670,984.04
<u>DISTRICT CLERK - TDCJ ACCOUNT</u>				
Cash	15,337.47	0.00	0.00	15,337.47
<u>LAW LIBRARY FUND</u>				
Cash	34,742.42	7,331.05	(117.26)	41,956.21
<u>JP TECHNOLOGY FUND</u>				
Cash	144,171.14	2,521.62	(851.34)	145,841.42
<u>CO. & DIST. CLERK TECHNOLOGY</u>				
Cash	17,547.19	157.45	(2.01)	17,702.63
<u>COURT RECORD PRESERVATION</u>				
Cash	101,261.00	1,580.00	0.00	102,841.00
<u>CSCD - CIVIL FEES</u>				
Cash	(1,787.41)	0.00	0.00	(1,787.41)
<u>CO. ATTY. - PRE-TRIAL DIVERSION</u>				
Cash	228,708.53	7,650.00	0.00	236,358.53

**Liberty County, Texas - General Fund
 Combined Statement of Cash Receipts and Disbursements
 For the Month Ended May 31, 2018**

<u>Account Name</u>	<u>Balance 4/30/2018</u>	<u>Cash Receipts</u>	<u>Cash Disbursements</u>	<u>Balance 5/31/2018</u>
<u>HOMELAND SECURITY PROGRAM</u>				
Cash	0.00	0.00	0.00	0.00
<u>ADULT GANG INVESTIGATOR GRANT</u>				
Cash	(7,069.04)	0.00	0.00	(7,069.04)
<u>DISTRICT CLERK CHILD SUPPORT</u>				
Cash	15,995.24	0.00	0.00	15,995.24
<u>SECURITY FEE</u>				
Cash	64,758.09	6,234.37	(4,740.64)	66,251.82
<u>DISTRICT CLERK RECORDS MANAGEMENT</u>				
Cash	53,762.21	1,693.10	(1,289.95)	54,165.36
<u>COMMISSIONER'S COURT RECORDS MANAGEMENT</u>				
Cash	204,832.31	1,984.65	(4,611.99)	202,204.97
<u>CONSTABLES FORFEITURE FUND</u>				
Cash	37,258.33	0.00	0.00	37,258.33
Cash - Seizure	0.00	0.00	0.00	0.00
	37,258.33	0.00	0.00	37,258.33
<u>DARE CONTRIBUTIONS</u>				
Cash	4,561.37	0.00	(48.20)	4,513.17
<u>DA FEDERAL FORFEITURE</u>				
Cash	15,759.31	0.00	0.00	15,759.31
<u>SHERIFF'S GRANTS</u>				
Cash	23,521.31	0.00	0.00	23,521.31
<u>CDBG GRANT #12-219-000-5519</u>				
Cash	0.00	52,247.50	(52,247.50)	0.00
<u>CDBG GRANT #13-307-000-7582</u>				
Cash	1,786.20	0.00	0.00	1,786.20
<u>CDBG GRANT #13-307-000-7583</u>				
Cash	0.00	0.00	0.00	0.00
<u>GLO CONTRACT #13-314-000-7601</u>				
Cash	(52,228.91)	7,200.26	0.00	(45,028.65)
<u>C.O. SERIES 2008</u>				
Cash	3,757,684.00	2,815.47	0.00	3,760,499.47
<u>TDA #713290 HARDIN WS</u>				
Cash	0.00	0.00	0.00	0.00

**Liberty County, Texas - General Fund
 Combined Statement of Cash Receipts and Disbursements
 For the Month Ended May 31, 2018**

<u>Account Name</u>	<u>Balance 4/30/2018</u>	<u>Cash Receipts</u>	<u>Cash Disbursements</u>	<u>Balance 5/31/2018</u>
<u>TDHCA #70090006</u>				
Cash	(0.00)	0.00	0.00	(0.00)
<u>FEMA Road & Bridge Projects</u>				
Cash	1,088,378.01	0.00	0.00	1,088,378.01
<u>GRANT - DRS #10099</u>				
Cash	14,123.61	0.00	0.00	14,123.61
<u>COUNTY OFFICIALS FUND</u>				
Cash	435,551.06	5,969.86	(6,884.81)	434,636.11
<u>STATE COURT COST FUND</u>				
Cash	378,391.30	90,738.22	(231,664.85)	237,464.67
<u>COUNTY ATTORNEY CHECK COLLECTIONS</u>				
Cash	23,920.09	315.00	0.00	24,235.09
<u>OLD RIVER DRAINAGE DISTRICT #1</u>				
Cash	14.04	0.00	0.00	14.04
<u>JUVENILE PROBATION</u>				
Cash	21,299.84	32,696.00	(33,922.51)	20,073.33
<u>DA SEIZURES</u>				
Cash	(0.00)	0.00	0.00	(0.00)
<u>GRAND TOTALS</u>	31,774,372.64	2,263,597.05	(3,644,401.49)	30,393,568.20

Liberty County, Texas - Special Funds
Combined Statement of Cash Receipts and Disbursements
For the Month Ended May 31, 2018

<u>Account Name</u>	<u>4/30/2018 Balance</u>	<u>Cash Receipts</u>	<u>Cash Disbursements</u>	<u>5/31/2018 Balance</u>
SHERIFF'S SEIZURE				
Cash	149,753.76	40,105.67	0.00	189,859.43
CSCD - CIVIL FEES				
Cash	25,843.64	1,470.81	0.00	27,314.45
OLD RIVER DRAINAGE DISTRICT				
Cash	1,044,660.64	9,808.54	(26,932.05)	1,027,537.13
DEBT SERVICE				
Cash	1,754,855.59	56,968.04	0.00	1,811,823.63
BENEFITS & INSURANCE				
Cash	915,897.01	644,381.62	(382,636.44)	1,177,642.19
CS & CD PROGRAMS				
Cash	507,419.96	114,198.31	(185,099.70)	436,518.57
PAYROLL CLEARING				
Cash - Deduction Clearing A/C	16,717.09	1,666,793.12	(1,667,567.25)	15,942.96
Cash - Payroll	1,455.72	22,461.98	(22,445.13)	1,472.57
FUND TOTALS	18,172.81	1,689,255.10	(1,690,012.38)	17,415.53
GRAND TOTALS				
	4,416,603.41	2,556,188.09	(2,284,680.57)	4,688,110.93

Bank Collateral

Pledge Security Listing

May 31, 2018

Description	Safekeeping Location	Safekeeping Receipt	Coupon	Maturity Date	Call Date	Moody	S&P	Fitch	ASC 320	Face Amount	Current Par	Current Book Value	Market Value	Gain(Loss)
Liberty County Treasurer														
SABINE PASS TX ISD	TIB		2.50	08/15/2027	08/15/2022	NR	AAA	NR	AFS	200,000	200,000.00	203,616.58	196,468.00	(7,148.58)
WACO TX ISD	TIB		0.00	08/15/2020		Aaa	NR	NR	AFS	750,000	750,000.00	697,282.22	710,632.51	13,350.29
HARDIN TX ISD	TIB		2.00	08/15/2020		Aaa	NR	NR	AFS	290,000	290,000.00	295,928.26	289,744.80	(6,183.46)
LULING TX ISD	TIB		3.00	08/15/2020		NR	AAA	NR	AFS	265,000	265,000.00	275,950.29	270,541.14	(5,409.15)
DAYTON TX	TIB		2.00	02/01/2019		NR	AA-	NR	AFS	565,000	565,000.00	568,725.68	564,768.35	(3,957.33)
FNMA MA2233			2.50	04/01/2025		AAA	AA+	AAA	AFS	2,500,000	1,234,120.57	1,241,992.54	1,213,255.53	(28,737.01)
Total for Liberty County Treasurer										4,570,000	3,304,120.57	3,283,495.57	3,245,410.33	(38,085.24)



EL CAMPO, TX

Pledge Security Listing

May 31, 2018

Description	Safekeeping Location	Safekeeping Receipt	Coupon	Maturity Date	Call Date	Moody	S&P	Fitch	ASC 320	Face Amount	Current Par	Current Book Value	Market Value	Gain(Loss)
LIBERTY COUNTY TREASURER														
FHLMC G12454	FHLB	x	5.50	11/01/2021		AAA	AA+	AAA	HTM	4,000,000	55,226.52	55,226.59	56,831.17	1,604.59
FHLMC G12398	FHLB	x	6.00	09/01/2021		AAA	AA+	AAA	HTM	1,000,000	14,425.48	14,425.49	14,960.75	535.26
FHLMC E01602	FHLB	x	4.50	03/01/2019		AAA	AA+	AAA	HTM	13,600,000	60,745.62	60,745.76	60,940.00	194.24
FNMA 797776	FHLB	x	4.50	03/01/2020		AAA	AA+	AAA	HTM	33,723,844	234,476.83	234,477.15	236,874.69	2,397.54
FNMA 889901	FHLB	x	4.50	09/01/2020		AAA	AA+	AAA	HTM	12,892,835	96,230.83	96,230.92	96,825.10	594.19
FNMA 890501	FHLB		2.00	11/01/2027		AAA	AA+	AAA	HTM	9,000,000	4,202,954.55	4,243,194.13	4,032,310.85	(210,883.28)
FNMA 890501	FHLB		2.00	11/01/2027		AAA	AA+	AAA	HTM	18,000,000	8,405,909.10	8,487,384.85	8,064,621.71	(422,763.14)
FNMA AL3041	FHLB		2.00	02/01/2028		AAA	AA+	AAA	HTM	2,991,925	1,434,083.00	1,445,650.91	1,374,492.35	(71,158.56)
FHLMC J22739	FHLB		2.50	03/01/2028		AAA	AA+	AAA	HTM	4,310,816	1,983,161.98	1,983,161.98	1,936,109.79	(47,052.18)
FHLMC G18497	FHLB		3.00	01/01/2029		AAA	AA+	AAA	HTM	8,000,000	3,716,324.72	3,788,529.69	3,667,455.05	(121,074.64)
FNMA AX7595	FHLB		2.50	01/01/2030		AAA	AA+	AAA	HTM	2,000,000	1,107,425.46	1,135,508.33	1,069,814.52	(65,693.80)
FNMA AL8048	FHLB		3.00	11/01/2032		AAA	AA+	AAA	HTM	500,000	340,703.87	353,169.60	335,938.27	(17,231.33)
FNMA AS8102	FHLB		2.50	10/01/2031		AAA	AA+	AAA	HTM	9,000,000	7,397,608.41	7,582,428.16	7,144,055.38	(438,372.78)
FHLMC U89056	FHLB		3.00	03/01/2034		AAA	AA+	AAA	HTM	7,000,000	4,860,068.43	4,997,222.52	4,717,182.42	(280,040.10)
Total for LIBERTY COUNTY TREASURER										126,019,420	33,909,344.80	34,477,356.08	32,808,412.05	(1,668,943.99)

Bond Indebtedness

Liberty County, Texas

Future Debt Service Requirements

As of May 31, 2018

FYE 9/30	GO Refunding, Series 2010			GO Refunding, Series 2012			Annual Total
	Principal	Interest	Total	Principal	Interest	Total	
2018	235,000	63,900	298,900	1,125,000	71,093	1,196,093	1,494,993
2019	245,000	118,400	363,400	1,145,000	122,949	1,267,949	1,631,349
2020	255,000	108,600	363,600	1,165,000	103,370	1,268,370	1,631,970
2021	265,000	98,400	363,400	1,190,000	83,448	1,273,448	1,636,848
2022	280,000	87,800	367,800	1,210,000	63,099	1,273,099	1,640,899
2023	290,000	76,600	366,600	1,230,000	42,408	1,272,408	1,639,008
2024	300,000	65,000	365,000	1,250,000	21,373	1,271,373	1,636,373
2025	310,000	53,000	363,000				363,000
2026	325,000	40,600	365,600				365,600
2027	335,000	27,600	362,600				362,600
2028	355,000	14,200	369,200				369,200
Total	\$3,195,000	\$754,100	\$3,949,100	\$8,315,000	\$507,740	\$8,822,740	\$12,771,840

Section 2 – Investments

INVESTMENTS

Liberty County accepted bids for a four-year depository contract in May, 2015. Commissioners Court voted to accept Prosperity Bank as depository.

Liberty County funds are currently invested in the following:

Interest-Bearing Accounts

Interest-bearing checking and money market accounts are held at Prosperity Bank. Under the terms of the four-year contract with Prosperity Bank beginning June 1, 2015, interest will be paid as follows:

NOW Account (Checking with Interest)

Prosperity Bank's posted NOW Account rate, as it changes, plus .10% with a floor of .35%

Money Market Account

Prosperity Bank's posted Prosperfect MMA rate, as it changes, with a floor of .40%

Total interest earned on Prosperity Bank accounts for the month of May, 2018 was \$4,408.57.

Certificate of Deposit

A 24-month certificate of deposit was purchased from First Liberty National Bank on June 16, 2016 in the amount of \$1,800,000.00. The annual interest rate on the C.D. is 1.05%. These funds are reserved for use under the terms of the Liberty County 2008 Certificates of Obligation and are secured by appropriate collateral pledged by First Liberty National Bank.

Interest paid on the Certificate of Deposit from opening on June 16, 2016 through May 15, 2018 was \$36,544.99. The balance of the C.D. at May 15, 2018 was \$1,836,544.99.


TexSTAR and LOGIC Government Investment Pool

In May, 2018, the following amounts were invested/earned in TexSTAR:

<u>Account</u>	<u>Original Investment</u>	<u>May Interest</u>	<u>May 31, 2018 Cumulative Balance</u>
General Fund (TexSTAR)	\$ 5,000,000.00	\$ 7,370.22	\$ 5,035,571.05
C.O. 2008 (TexSTAR)	\$ 1,900,000.00	\$ 2,800.71	\$ 1,913,517.03
General Fund (LOGIC)	\$15,001,000.00	\$25,924.28	\$15,081,970.08

This report is made in accordance with provisions of Government Code 2256 (Section 2256.023), the Public Funds Investment Act. The investments held in the Liberty County portfolio comply with the Public Funds Investment Act and the Liberty County Investment Policy.

Submitted to Commissioners Court of Liberty County on July 24, 2018 by:



Kim Harris, Liberty County Investment Officer

Section 3 – Benefits & Insurance

**LIBERTY COUNTY BENEFITS AND INSURANCE
FINANCIAL REPORT
FOR THE CALENDAR YEAR ENDED DECEMBER 31, 2018
PREPARED AND SUBMITTED BY KIM HARRIS, TREASURER**

	<u>Payroll Contrib.</u>	<u>Interest Earned</u>	<u>Retiree/ COBRA</u>	<u>Other</u>	<u>Explanation for Other</u>	<u>Contract Firm Fdtns.</u>	<u>Claims BCBS</u>	<u>Admin./Prem.</u>	<u>Premium Life Ins.</u>	<u>Net Change per Month</u>	<u>Account Balance</u>
Beg. Bal.											918,323.67
January	471,340.07	280.06	13,699.61			(19,740.34)	(510,203.33)	(46,334.71)	(3,139.03)	(94,097.67)	824,226.00
February	471,713.70	254.07	5,317.54			(19,740.34)	(247,007.18)	(28,175.71)	(3,128.14)	179,233.94	1,003,459.94
March	473,425.17	334.91	6,289.00	608.41	Cigna Reimb.	(19,740.34)	(335,918.14)	(27,644.01)	(3,189.31)	94,165.69	1,097,625.63
April	482,705.00	359.04	10,916.28			(19,740.34)	(625,201.38)	(27,587.41)	(3,179.81)	(181,728.62)	915,897.01
May	478,208.60	427.51	7,774.42	149,301.90	Cigna Dep. Refund	(19,740.34)	(322,653.80)	(28,382.10)	(3,191.01)	261,745.18	1,177,642.19
June										0.00	1,177,642.19
July										0.00	1,177,642.19
August										0.00	1,177,642.19
September										0.00	1,177,642.19
October										0.00	1,177,642.19
November										0.00	1,177,642.19
December										0.00	1,177,642.19
Total	<u>2,377,392.54</u>	<u>1,655.59</u>	<u>43,996.85</u>	<u>149,910.31</u>		<u>(98,701.70)</u>	<u>(2,040,983.83)</u>	<u>(158,123.94)</u>	<u>(15,827.30)</u>	<u>259,318.52</u>	<u>1,177,642.19</u>
	<u>475,478.51</u>	Avg. P/R Contrib/Month				Avg. Claims/Month		<u>(408,196.77)</u>			

Additional contributions received from General Fund:

Comm. Court, June 29, 2010, Agenda #7	1,000,000.00
Comm. Court, Jan. 11, 2011, Agenda #14	500,000.00
Comm. Court, July 26, 2011, Agenda #25	500,000.00
Comm. Court, Dec. 20, 2011, Agenda #15	500,000.00
Comm. Court, April 24, 2012, Agenda #30	500,000.00
Comm. Court, Nov. 27, 2012, Agenda #19	128,000.00
Comm. Court, Feb. 12, 2013, Agenda #30	500,000.00
	<u>3,628,000.00</u>

DATE: 7/24/18
EXHIBIT: A

Section 4 – Receipt Register

RECEIPT REGISTER
 RECEIPT DATES FROM 05/01/2018 TO 05/31/2018

RECEIPT NUMBER	DATE	STATUS	CASH/	CHECK/	MONEYORDER/	EFT/	OTHER/	/	RECEIPT AMOUNT
46906	05/01/2018	PX SHERIFF'S DEPARTMENT		3,374.39					3,374.39
46907	05/01/2018	PX JUDGE DAVIS	127.00	1,529.00					1,656.00
46908	05/01/2018	PX COMMISSIONER BRUCE KARBOWSKI		39.15					39.15
46909	05/01/2018	PX ENGINEERING	2,100.00	3,490.00					5,590.00
46910	05/01/2018	PX JUDGE CODY PARRISH	1,191.60	4,793.30					5,984.90
46911	05/01/2018	PX JUDGE CODY PARRISH	50.00						50.00
46912	05/01/2018	PX COUNTY ATTORNEY		315.00					315.00
46913	05/01/2018	PX DISTRICT CLERK		4,325.40					4,325.40
46914	05/01/2018	PX CONSTABLE PCT. 2		150.00					150.00
46915	05/02/2018	PX COUNTY CLERK	1,538.00						1,538.00
46916	05/02/2018	PX ENGINEERING	1,900.00	850.00					2,750.00
46917	05/02/2018	PX TAX COLLECTOR	339.99						339.99
46918	05/02/2018	PX COUNTY CLERK		771.00					771.00
46919	05/02/2018	PX COUNTY CLERK		595.00					595.00
46920	05/02/2018	PX COUNTY CLERK		1,706.00					1,706.00
46921	05/02/2018	PX COUNTY CLERK		423.00					423.00
46922	05/02/2018	PX COUNTY CLERK		677.00					677.00
46923	05/02/2018	PX COUNTY CLERK		6,715.25					6,715.25
46924	05/02/2018	PX DISTRICT CLERK		3,341.20					3,341.20

RECEIPT REGISTER
 RECEIPT DATES FROM 05/01/2018 TO 05/31/2018

RECEIPT NUMBER	DATE	STATUS	CASH/	CHECK/	MONEYORDER/	EFT/	OTHER/	/	RECEIPT AMOUNT
46925	05/02/2018	PX JUDGE LARRY WILBURN		5,346.10					5,346.10
46926	05/03/2018	PX SHERIFF'S DEPARTMENT		345.00					345.00
46927	05/03/2018	PX CONSTABLE JOSLIN		75.00					75.00
46928	05/03/2018	PX ENGINEERING	1,000.00	4,550.00					5,550.00
46929	05/03/2018	PX COUNTY CLERK		4.32					4.32
46930	05/03/2018	PX COUNTY CLERK		68.00					68.00
46931	05/03/2018	PX COUNTY CLERK		3,074.25					3,074.25
46932	05/03/2018	PX COUNTY CLERK		371.00					371.00
46933	05/03/2018	PX COUNTY CLERK		632.00					632.00
46934	05/03/2018	PX COUNTY CLERK		9,040.00					9,040.00
46935	05/03/2018	PX COUNTY CLERK		863.94					863.94
46936	05/03/2018	PX COUNTY CLERK		3,319.00					3,319.00
46937	05/03/2018	PX JUDGE WADE BROWN	78.00						78.00
46938	05/03/2018	PX JUDGE CODY PARRISH		1,936.00					1,936.00
46939	05/03/2018	PX JUDGE WADE BROWN		1,560.00					1,560.00
46940	05/03/2018	PX JUDGE RALPH FULLER		11,286.30					11,286.30
46941	05/03/2018	PX JUDGE RALPH FULLER		1,429.60					1,429.60
46942	05/03/2018	PX SHERIFF'S DEPARTMENT		150.00					150.00
46943	05/04/2018	PX DISTRICT CLERK		5,032.00					5,032.00

RECEIPT REGISTER
 RECEIPT DATES FROM 05/01/2018 TO 05/31/2018

RECEIPT NUMBER	DATE	STATUS	CASH/	CHECK/	MONEYORDER/	EFT/	OTHER/	/	RECEIPT AMOUNT
46944	05/04/2018	PX BOND SUPERVISION		358.37					358.37
46945	05/04/2018	PX BOND SUPERVISION	570.00						570.00
46946	05/04/2018	PX BOND SUPERVISION	220.00						220.00
46947	05/04/2018	PX COUNTY ATTORNEY	10.00						10.00
46948	05/04/2018	PX DISTRICT CLERK		1,505.00					1,505.00
46949	05/04/2018	PX ENGINEERING	1,600.00	800.00					2,400.00
46950	05/04/2018	PX COUNTY ATTORNEY	1,870.00						1,870.00
46951	05/04/2018	PX JUDGE HEBERT		1,780.70					1,780.70
46952	05/04/2018	PX JUDGE HEBERT		1,605.50					1,605.50
46953	05/04/2018	PX STATE COMPTROLLER-DIRECT DEPOSIT				2,660.00			2,660.00
46954	05/04/2018	PX TAX COLLECTOR				56,112.00			56,112.00
46955	05/04/2018	PX TAX COLLECTOR				180.00			180.00
46956	05/04/2018	PX TAX COLLECTOR				565.47			565.47
46957	05/04/2018	PX TAX COLLECTOR				962,251.17			962,251.17
46958	05/04/2018	PX SSA TREASURER - DIRECT DEPOSIT				2,600.00			2,600.00
46959	05/04/2018	PX RETIREE		289.92					289.92
46960	05/04/2018	PX JUDGE LARRY WILBURN		6,208.20					6,208.20
46961	05/04/2018	PX JUDGE WADE BROWN		1,563.80					1,563.80
46962	05/07/2018	PX JUDGE WADE BROWN		4,078.90					4,078.90

RECEIPT REGISTER
 RECEIPT DATES FROM 05/01/2018 TO 05/31/2018

RECEIPT NUMBER	DATE	STATUS	CASH/	CHECK/	MONEYORDER/	EFT/	OTHER/	/	RECEIPT AMOUNT
46963	05/07/2018	PX SHERIFF'S DEPARTMENT		105.00					105.00
46964	05/07/2018	PX SHERIFF'S DEPARTMENT		15.00					15.00
46965	05/07/2018	PX SHERIFF'S DEPARTMENT		535.61					535.61
46966	05/07/2018	PX DISTRICT CLERK	414.00						414.00
46967	05/07/2018	PX COMMISSIONER BRUCE KARBOWSKI	767.00						767.00
46968	05/07/2018	PX ENGINEERING	1,900.00	3,750.00					5,650.00
46969	05/07/2018	PX DISTRICT CLERK		3,281.13					3,281.13
46970	05/07/2018	PX JUDGE DAVIS	259.00	925.70					1,184.70
46971	05/07/2018	PX TEXAS CENTER FOR THE JUDICIARY		323.10					323.10
46972	05/08/2018	PX RETIREE		24.16					24.16
46973	05/08/2018	PX STATE COMPTROLLER-DIRECT DEPOSIT				52,247.50			52,247.50
46974	05/08/2018	PX COMMISSIONER GREG ARTHUR	2,042.50	20.00					2,062.50
46975	05/08/2018	PX COMMISSIONER GREG ARTHUR		288.40					288.40
46976	05/08/2018	PX JUDGE CODY PARRISH	1,186.00	7,422.40					8,608.40
46977	05/08/2018	PX COUNTY CLERK		3,150.00					3,150.00
46978	05/08/2018	PX COUNTY CLERK		337.00					337.00
46979	05/08/2018	PX COUNTY CLERK		2,466.10					2,466.10
46980	05/08/2018	PX COUNTY CLERK		4,481.00					4,481.00
46981	05/08/2018	PX ENGINEERING	3,250.00	4,750.00					8,000.00

RECEIPT REGISTER
 RECEIPT DATES FROM 05/01/2018 TO 05/31/2018

RECEIPT NUMBER	DATE	STATUS	CASH/	CHECK/	MONEYORDER/	EFT/	OTHER/	/	RECEIPT AMOUNT
46982	05/08/2018	PX COUNTY CLERK		484.00					484.00
46983	05/08/2018	PX COUNTY CLERK		801.00					801.00
46984	05/08/2018	PX COUNTY CLERK		4,023.00					4,023.00
46985	05/08/2018	PX COUNTY CLERK		231.10					231.10
46986	05/08/2018	PX COUNTY CLERK		46.00					46.00
46987	05/08/2018	PX COUNTY CLERK		4,030.00					4,030.00
46988	05/08/2018	PX KIMBERLY RODDEN	4.00						4.00
46989	05/08/2018	PX BENITO PEREZ	4.00						4.00
46990	05/08/2018	PX DISTRICT CLERK		3,010.83					3,010.83
46991	05/09/2018	PX SHERIFF'S DEPARTMENT		1,405.50					1,405.50
46992	05/09/2018	PX SHERIFF'S DEPARTMENT		540.00					540.00
46993	05/09/2018	PX LIB-CHAMBERS CO SUPERVISION CORR		511.00					511.00
46994	05/09/2018	PX LIB-CHAMBERS CO SUPERVISION CORR		61,931.96					61,931.96
46995	05/09/2018	PX ENGINEERING	2,200.00	400.00					2,600.00
46996	05/09/2018	PX JUDGE CODY PARRISH	1,564.00	1,108.50					2,672.50
46997	05/09/2018	PX INDIGENT HEALTH CARE		123.75					123.75
46998	05/09/2018	PX JUDGE LARRY WILBURN		3,677.30					3,677.30
46999	05/09/2018	PX JUDGE RALPH FULLER		4,673.30					4,673.30
47000	05/10/2018	PX COMMISSIONER REAVES		72.50					72.50

RECEIPT REGISTER
 RECEIPT DATES FROM 05/01/2018 TO 05/31/2018

RECEIPT NUMBER	DATE	STATUS	CASH/	CHECK/	MONEYORDER/	EFT/	OTHER/	/	RECEIPT AMOUNT
47001	05/10/2018	PX DISTRICT CLERK	240.00						240.00
47002	05/10/2018	PX DISTRICT CLERK		4,658.00					4,658.00
47003	05/10/2018	PX JUDGE CODY PARRISH	424.00	626.10					1,050.10
47004	05/10/2018	PX STATE COMPTROLLER-DIRECT DEPOSIT				4,000.98			4,000.98
47005	05/10/2018	PX SOUTH TEXAS ATM				86.50			86.50
47006	05/10/2018	PX DISTRICT CLERK		6,739.30					6,739.30
47007	05/10/2018	PX RETIREE		399.80					399.80
47008	05/10/2018	PX TAX COLLECTOR		30,397.59					30,397.59
47009	05/10/2018	PX TAX COLLECTOR		68,730.00					68,730.00
47010	05/10/2018	PX COUNTY CLERK		153.00					153.00
47011	05/10/2018	PX COUNTY CLERK		1,238.00					1,238.00
47012	05/10/2018	PX COUNTY CLERK		2,532.00					2,532.00
47013	05/10/2018	PX COUNTY CLERK		408.00					408.00
47014	05/10/2018	PX COUNTY CLERK		1,120.00					1,120.00
47015	05/10/2018	PX COUNTY CLERK		2,950.00					2,950.00
47016	05/10/2018	PX SHERIFF'S DEPARTMENT		942.00					942.00
47017	05/10/2018	PX COMMISSIONER BRUCE KARBOWSKI		200.00					200.00
47018	05/10/2018	PX COUNTY ATTORNEY		503.79					503.79
47019	05/10/2018	PX DISTRICT ATTORNEY		638.00					638.00

RECEIPT REGISTER
RECEIPT DATES FROM 05/01/2018 TO 05/31/2018

RECEIPT NUMBER	DATE	STATUS	CASH/	CHECK/	MONEYORDER/	EFT/	OTHER/	/	RECEIPT AMOUNT
47020	05/10/2018	PX COUNTY ATTORNEY	60.00						60.00
47021	05/10/2018	PX CONSTABLE JOHNSTON PCT 1		75.00					75.00
47022	05/10/2018	PX ENGINEERING	1,600.00	2,350.00					3,950.00
47023	05/10/2018	PX COUNTY CLERK		13.32					13.32
47024	05/11/2018	PX DISTRICT CLERK		1,283.00					1,283.00
47025	05/11/2018	PX ENGINEERING	1,700.00	700.00					2,400.00
47026	05/11/2018	PX COUNTY CLERK		1,278.10					1,278.10
47027	05/11/2018	PX COUNTY CLERK		356.00					356.00
47028	05/11/2018	PX COUNTY CLERK		7,167.00					7,167.00
47029	05/11/2018	PX JUDGE HEBERT		2,524.20					2,524.20
47030	05/11/2018	PX TAX COLLECTOR		4,041.27					4,041.27
47031	05/14/2018	PX GENERAL FUNDS		516,766.07					516,766.07
47032	05/14/2018	PX GENERAL FUNDS		162,746.14					162,746.14
47033	05/14/2018	PX GENERAL FUNDS		239,932.70					239,932.70
47034	05/14/2018	PX GENERAL FUNDS		6,439.42					6,439.42
47035	05/14/2018	PX GENERAL FUNDS		4,703.98					4,703.98
47036	05/14/2018	PX GENERAL FUNDS		100.00					100.00
47037	05/14/2018	PX SHERIFF'S DEPARTMENT		450.00					450.00
47038	05/14/2018	PX STATE COMPTROLLER-DIRECT DEPOSIT				440,222.02			440,222.02

RECEIPT REGISTER
 RECEIPT DATES FROM 05/01/2018 TO 05/31/2018

RECEIPT NUMBER	DATE	STATUS	CASH/	CHECK/	MONEYORDER/	EFT/	OTHER/	/	RECEIPT AMOUNT
47039	05/14/2018	PX STATE COMPTROLLER-DIRECT DEPOSIT				36,188.49			36,188.49
47040	05/14/2018	PX STATE COMPTROLLER-DIRECT DEPOSIT				100.57			100.57
47041	05/14/2018	PX ENGINEERING	1,300.00	2,000.00					3,300.00
47042	05/14/2018	PX JUDGE LARRY WILBURN		5,708.80					5,708.80
47043	05/14/2018	PX JUDGE WADE BROWN		4,179.00					4,179.00
47044	05/14/2018	PX JUDGE RALPH FULLER		6,153.30					6,153.30
47045	05/14/2018	PX COMMISSIONER GREG ARTHUR	1,963.00						1,963.00
47046	05/14/2018	PX COMMISSIONER GREG ARTHUR		448.05					448.05
47047	05/14/2018	PX OLD RIVER DRAINAGE DIST #1				9,498.11			9,498.11
47048	05/14/2018	PX RETIREE		65.12					65.12
47049	05/15/2018	PX SHERIFF'S DEPARTMENT		7.06					7.06
47050	05/15/2018	PX SHERIFF'S DEPARTMENT		265.00					265.00
47051	05/15/2018	PX SHERIFF'S DEPARTMENT		2,450.16					2,450.16
47052	05/15/2018	PX DISTRICT CLERK	246.00						246.00
47053	05/15/2018	PX RETIREE	72.48						72.48
47054	05/15/2018	PX DISTRICT CLERK		4,580.80					4,580.80
47055	05/15/2018	PX JUDGE DAVIS		552.20					552.20
47056	05/15/2018	PX DISTRICT CLERK		5,335.00					5,335.00
47057	05/15/2018	PX CONSTABLE JOHNSTON PCT 1		223.50					223.50

RECEIPT REGISTER
 RECEIPT DATES FROM 05/01/2018 TO 05/31/2018

RECEIPT NUMBER	DATE	STATUS	CASH/	CHECK/	MONEYORDER/	EFT/	OTHER/	/	RECEIPT AMOUNT
47058	05/15/2018	PX JUDGE CODY PARRISH	730.10	4,611.50					5,341.60
47059	05/15/2018	PX PROSPERITY BANK				4,400.58			4,400.58
47060	05/15/2018	PX LOGIC				23,835.81			23,835.81
47061	05/15/2018	PX TEXSTAR				9,285.90			9,285.90
47062	05/15/2018	PX ENGINEERING	2,600.00	1,500.00					4,100.00
47063	05/16/2018	PX SHERIFF'S DEPARTMENT		150.00					150.00
47064	05/16/2018	PX ENGINEERING	2,700.00	500.00					3,200.00
47065	05/16/2018	PX RETIREE		399.80					399.80
47066	05/16/2018	PX CONSTABLE ROBBY THORNTON		150.00					150.00
47067	05/16/2018	PX ENGINEERING		175.60					175.60
47068	05/16/2018	PX THOMSON REUTERS		2,711.05					2,711.05
47069	05/16/2018	PX DISTRICT CLERK		1,690.25					1,690.25
47070	05/17/2018	PX SHERIFF'S DEPARTMENT		525.00					525.00
47071	05/17/2018	PX ENGINEERING	1,600.00	750.00					2,350.00
47072	05/17/2018	PX JUDGE CODY PARRISH	633.00	138.00					771.00
47073	05/17/2018	PX DISTRICT CLERK		2,459.00					2,459.00
47074	05/17/2018	PX JUDGE WADE BROWN		2,373.00					2,373.00
47075	05/17/2018	PX JUDGE LARRY WILBURN		5,611.89					5,611.89
47076	05/18/2018	PX STATE COMPTROLLER-DIRECT DEPOSIT				16,060.25			16,060.25

RECEIPT REGISTER
 RECEIPT DATES FROM 05/01/2018 TO 05/31/2018

RECEIPT NUMBER	DATE	STATUS	CASH/	CHECK/	MONEYORDER/	EFT/	OTHER/	/	RECEIPT AMOUNT
47077	05/18/2018	PX STATE COMPTROLLER-DIRECT DEPOSIT				189.90			189.90
47078	05/18/2018	PX JUDGE HEBERT		3,381.09					3,381.09
47079	05/18/2018	PX JUDGE RALPH FULLER		5,510.70					5,510.70
47080	05/18/2018	PX ENGINEERING	900.00	1,350.00					2,250.00
47081	05/18/2018	PX BOND SUPERVISION	865.00	70.00					935.00
47082	05/18/2018	PX COUNTY ATTORNEY	40.00						40.00
47083	05/21/2018	PX JUDGE DAVIS	590.00	302.00					892.00
47084	05/21/2018	PX ENGINEERING	3,800.00	3,930.00					7,730.00
47085	05/21/2018	PX COMMISSIONER BRUCE KARBOWSKI	1,471.00	15.00					1,486.00
47086	05/21/2018	PX COMMISSIONER BRUCE KARBOWSKI		425.00					425.00
47087	05/21/2018	PX DISTRICT CLERK		1,121.00					1,121.00
47088	05/21/2018	PX DISTRICT CLERK		3,161.00					3,161.00
47089	05/21/2018	PX JUDGE WADE BROWN		1,725.60					1,725.60
47090	05/21/2018	PX JUDGE LARRY WILBURN		5,741.30					5,741.30
47091	05/21/2018	PX RETIREE		1,591.35					1,591.35
47092	05/21/2018	PX COUNTY CLERK		1,151.00					1,151.00
47093	05/21/2018	PX COUNTY CLERK		219.00					219.00
47094	05/21/2018	PX COUNTY CLERK		6,758.00					6,758.00
47095	05/21/2018	PX COUNTY CLERK		1,535.57					1,535.57

RECEIPT REGISTER
RECEIPT DATES FROM 05/01/2018 TO 05/31/2018

RECEIPT NUMBER	DATE	STATUS	CASH/	CHECK/	MONEYORDER/	EFT/	OTHER/	/	RECEIPT AMOUNT
47096	05/21/2018	PX COUNTY CLERK		3,640.00					3,640.00
47097	05/21/2018	PX COUNTY CLERK		6,501.50					6,501.50
47098	05/21/2018	PX COUNTY CLERK		1,528.00					1,528.00
47099	05/21/2018	PX COUNTY CLERK		776.10					776.10
47100	05/21/2018	PX COUNTY CLERK		1,153.10					1,153.10
47101	05/21/2018	PX STATE COMPTROLLER-DIRECT DEPOSIT				24.00			24.00
47102	05/21/2018	PX STATE COMPTROLLER-DIRECT DEPOSIT				7,200.26			7,200.26
47103	05/21/2018	PX COUNTY CLERK		215.00					215.00
47104	05/21/2018	PX STATE COMPTROLLER-DIRECT DEPOSIT				5,848.00			5,848.00
47105	05/21/2018	PX COUNTY CLERK		1,173.00					1,173.00
47106	05/21/2018	PX COUNTY CLERK		87.00					87.00
47107	05/22/2018	PX SHERIFF'S DEPARTMENT		3,766.00					3,766.00
47108	05/22/2018	PX SHERIFF'S DEPARTMENT		1,092.23					1,092.23
47109	05/22/2018	PX ENGINEERING	2,300.00	300.00					2,600.00
47110	05/22/2018	PX SHERIFF'S DEPARTMENT		13,445.64					13,445.64
47111	05/22/2018	PX SHERIFF'S DEPARTMENT		1,030.70					1,030.70
47112	05/22/2018	PX SHERIFF'S DEPARTMENT		1,124.40					1,124.40
47113	05/22/2018	PX COUNTY CLERK	694.00						694.00
47114	05/22/2018	PX CONSTABLE STEVE HUNTER PCT. 5		3,733.00					3,733.00

RECEIPT REGISTER
 RECEIPT DATES FROM 05/01/2018 TO 05/31/2018

RECEIPT NUMBER	DATE	STATUS	CASH/	CHECK/	MONEYORDER/	EFT/	OTHER/	/	RECEIPT AMOUNT
47115	05/22/2018	PX CONSTABLE STEVE HUNTER PCT. 5		75.00					75.00
47116	05/22/2018	PX COMMISSIONER GREG ARTHUR		425.00					425.00
47117	05/22/2018	PX COMMISSIONER GREG ARTHUR		551.00					551.00
47118	05/22/2018	PX COMMISSIONER GREG ARTHUR	2,380.00	24.00					2,404.00
47119	05/22/2018	PX CONSTABLE ROBBY THORNTON		75.00					75.00
47120	05/22/2018	PX JUDGE CODY PARRISH	1,246.20	5,309.70					6,555.90
47121	05/22/2018	PX COUNTY ATTORNEY	2,270.00	500.00					2,770.00
47122	05/22/2018	PX STATE COMPTROLLER-DIRECT DEPOSIT				379.26			379.26
47123	05/23/2018	PX COMMISSIONER BRUCE KARBOWSKI		425.00					425.00
47124	05/23/2018	PX CH&P MANAGEMENT, LLC		13,794.68					13,794.68
47125	05/23/2018	PX RETIREE							846.92
47126	05/23/2018	PX JUDGE RALPH FULLER		5,401.80					5,401.80
47127	05/23/2018	PX COUNTY CLERK		190.00					190.00
47128	05/23/2018	PX COUNTY CLERK		849.00					849.00
47129	05/23/2018	PX COUNTY CLERK		985.00					985.00
47130	05/23/2018	PX COUNTY CLERK		231.00					231.00
47131	05/23/2018	PX COUNTY CLERK		2,490.10					2,490.10
47132	05/23/2018	PX COUNTY CLERK		12,788.00					12,788.00
47133	05/23/2018	PX COUNTY CLERK		1,598.10					1,598.10

RECEIPT REGISTER
 RECEIPT DATES FROM 05/01/2018 TO 05/31/2018

RECEIPT NUMBER	DATE	STATUS	CASH/	CHECK/	MONEYORDER/	EFT/	OTHER/	/	RECEIPT AMOUNT
47134	05/23/2018	PX COUNTY CLERK		379.00					379.00
47135	05/23/2018	PX COUNTY CLERK		4,201.00					4,201.00
47136	05/23/2018	PX SHERIFF'S DEPARTMENT		705.06					705.06
47137	05/24/2018	PX ENGINEERING	1,650.00	3,550.00					5,200.00
47138	05/24/2018	PX ENGINEERING	2,650.00	2,300.00					4,950.00
47139	05/24/2018	PX COMMISSIONER BRUCE KARBOWSKI		200.00					200.00
47140	05/24/2018	PX COUNTY ATTORNEY	600.00						600.00
47141	05/24/2018	PX JUDGE CODY PARRISH	688.00	1,643.10					2,331.10
47142	05/24/2018	PX COUNTY ATTORNEY		550.00					550.00
47143	05/24/2018	PX DISTRICT CLERK		2,435.47					2,435.47
47144	05/24/2018	PX STATE COMPTROLLER-DIRECT DEPOSIT				32,696.00			32,696.00
47145	05/24/2018	PX JUDGE WADE BROWN		1,140.00					1,140.00
47146	05/24/2018	PX JUDGE LARRY WILBURN		4,879.20					4,879.20
47147	05/24/2018	PX SHERIFF'S DEPARTMENT		225.00					225.00
47148	05/24/2018	PX DISTRICT CLERK		1,698.00					1,698.00
47149	05/24/2018	PX DISTRICT CLERK		3,824.20					3,824.20
47150	05/25/2018	PX SHERIFF'S DEPARTMENT		420.00					420.00
47151	05/25/2018	PX SHERIFF'S DEPARTMENT		75.00					75.00
47152	05/25/2018	PX SHERIFF'S DEPARTMENT		50.00					50.00

RECEIPT REGISTER
RECEIPT DATES FROM 05/01/2018 TO 05/31/2018

RECEIPT NUMBER	DATE	STATUS	CASH/	CHECK/	MONEYORDER/	EFT/	OTHER/	/	RECEIPT AMOUNT
47153	05/25/2018	PX SHERIFF'S DEPARTMENT		450.26					450.26
47154	05/25/2018	PX JUDGE HEBERT		3,064.10					3,064.10
47155	05/25/2018	PX ENGINEERING	2,250.00	1,604.00					3,854.00
47156	05/25/2018	PX COUNTY CLERK		1,605.00					1,605.00
47157	05/25/2018	PX COUNTY CLERK		342.43					342.43
47158	05/25/2018	PX COUNTY CLERK		660.00					660.00
47159	05/25/2018	PX COUNTY CLERK		630.00					630.00
47160	05/25/2018	PX DISTRICT ATTORNEY		100.00					100.00
47161	05/25/2018	PX DISTRICT CLERK	294.00						294.00
47162	05/29/2018	PX COMMISSIONER BRUCE KARBOWSKI	662.00						662.00
47163	05/29/2018	PX ENGINEERING	2,400.00	700.00					3,100.00
47164	05/29/2018	PX COUNTY CLERK		809.00					809.00
47165	05/29/2018	PX COUNTY CLERK		6,364.00					6,364.00
47166	05/29/2018	PX COUNTY CLERK		54.00					54.00
47167	05/29/2018	PX COUNTY CLERK		6,431.50					6,431.50
47168	05/29/2018	PX COUNTY CLERK		240.00					240.00
47169	05/29/2018	PX COUNTY CLERK		327.00					327.00
47170	05/29/2018	PX JUDGE RALPH FULLER		4,404.50					4,404.50
47171	05/29/2018	PX JUDGE CODY PARRISH	1,046.50	606.10					1,652.60

RECEIPT REGISTER
 RECEIPT DATES FROM 05/01/2018 TO 05/31/2018

RECEIPT NUMBER	DATE	STATUS	CASH/	CHECK/	MONEYORDER/	EFT/	OTHER/	/	RECEIPT AMOUNT
47172	05/29/2018	PX RETIREE	24.16						24.16
47173	05/29/2018	PX GENERAL FUNDS		489,470.32					489,470.32
47174	05/29/2018	PX GENERAL FUNDS		153,636.69					153,636.69
47175	05/29/2018	PX GENERAL FUNDS		238,275.90					238,275.90
47176	05/29/2018	PX GENERAL FUNDS		6,397.75					6,397.75
47177	05/29/2018	PX GENERAL FUNDS		4,703.98					4,703.98
47178	05/29/2018	PX GENERAL FUNDS		100.00					100.00
47179	05/29/2018	PX GENERAL FUNDS		8,669.19					8,669.19
47180	05/29/2018	PX GENERAL FUNDS		344,108.08					344,108.08
47181	05/29/2018	PX CHAMBERS CO. SUPERVISION & CORREC		52,112.51					52,112.51
47182	05/29/2018	PX CHAMBERS CO. SUPERVISION & CORREC		952.00					952.00
47183	05/29/2018	PX CHAMBERS CO. SUPERVISION & CORREC		5.91					5.91
47184	05/29/2018	PX COMMISSIONER GREG ARTHUR	2,051.00	7.00					2,058.00
47185	05/29/2018	PX SHERIFF'S DEPARTMENT		40,060.00					40,060.00
47186	05/29/2018	PX SHERIFF'S DEPARTMENT		4,036.03					4,036.03
47187	05/29/2018	PX SHERIFF'S DEPARTMENT		150.00					150.00
47188	05/29/2018	PX SHERIFF'S DEPARTMENT		195.00					195.00
47189	05/30/2018	PX RETIREE		383.00					383.00
47190	05/30/2018	PX ENGINEERING	2,600.00	4,400.00					7,000.00

RECEIPT REGISTER
 RECEIPT DATES FROM 05/01/2018 TO 05/31/2018

RECEIPT NUMBER	DATE	STATUS	CASH/	CHECK/	MONEYORDER/	EFT/	OTHER/	/	RECEIPT AMOUNT
47191	05/30/2018	PX JUDGE CODY PARRISH	846.00	6,892.80					7,738.80
47192	05/30/2018	PX RETIREE		1,199.40					1,199.40
47193	05/30/2018	PX DISTRICT CLERK		1,971.00					1,971.00
47194	05/30/2018	PX RETIREE		399.80					399.80
47195	05/30/2018	PX DISTRICT CLERK		1,589.00					1,589.00
47196	05/30/2018	PX COUNTY ATTORNEY	1,100.00	150.00					1,250.00
47197	05/30/2018	PX DISTRICT CLERK		3,976.02					3,976.02
47198	05/30/2018	PX COMMISSIONER GREG ARTHUR		425.00					425.00
47199	05/31/2018	PX STATE COMPTROLLER-DIRECT DEPOSIT				2,500.00			2,500.00
47200	05/31/2018	PX RETIREE		1,109.79					1,109.79
47201	05/31/2018	PX RETIREE	24.16						24.16
47202	05/31/2018	PX RETIREE		144.96					144.96
47203	05/31/2018	PX RETIREE			399.80				399.80
47204	05/31/2018	PX ENGINEERING	1,200.00	704.00					1,904.00
47205	05/31/2018	PX CIGNA HEALTH AND LIFE INSURANCE C				149,301.90			149,301.90
47206	05/31/2018	PX DISTRICT CLERK		1,101.20					1,101.20
47207	05/31/2018	PX JUDGE LARRY WILBURN		6,987.10					6,987.10
47208	05/31/2018	PX JUDGE WADE BROWN		4,763.00					4,763.00
47209	05/31/2018	PX JUDGE WADE BROWN		701.00					701.00

RECEIPT REGISTER
RECEIPT DATES FROM 05/01/2018 TO 05/31/2018

RECEIPT NUMBER	DATE	STATUS	CASH/	CHECK/	MONEYORDER/	EFT/	OTHER/	/	RECEIPT AMOUNT
47210	05/31/2018	PX SHERIFF'S DEPARTMENT		1,110.00					1,110.00
47211	05/31/2018	PX COUNTY ATTORNEY	860.00	300.00					1,160.00
47212	05/31/2018	PX RETIREE		399.80					399.80
			CASH/	CHECK/	MONEYORDER/	EFT/	OTHER/	/	RECEIPT TOTAL
			79,555.69	2,909,706.60	399.80	1,818,434.67			4,808,943.68

TOTAL VOIDED RECEIPTS 0.00

STATUS CODE LEGEND

P = POSTED R = RECEIVABLE
V = VOID O = OUTSTANDING
X = MIXTURE OF R&O

Section 5 – Leave Liability Report

FOR PAY PERIOD ENDING 07/10/2018

DEPT NUMBER	EMP#	EMPLOYEE NAME	--- SICK LEAVE ---		--- VACATION ---		--- COMP TIME ---		--- HOLIDAY ---		--- TOTALS ---	
			AVAIL	VALUE	AVAIL	VALUE	AVAIL	VALUE	AVAIL	VALUE	AVAIL	VALUE
010 400	00049	JOAN L BELT	472.00	10025.28	88.95	1889.30	.00	.00	.00	.00	560.95	11914.58
010 400	01285	DORION T BURCH	17.25	331.72	24.15	464.40	.00	.00	.00	.00	41.40	796.12
010 400	01435	DAVID L DOUGLAS	88.05	2540.24	44.09	1272.00	.00	.00	.00	.00	132.14	3812.24
010 400	00230	PAMELA R GRAVES	69.07	1135.51	68.11	1119.73	.00	.00	.00	.00	137.18	2255.24
010 400	01233	JAY H KNIGHT	.00	.00	.00	.00	.00	.00	.00	.00	.00	.00
010 400	00374	JENNY N MINTER	222.10	3897.86	55.33	971.04	.00	.00	.00	.00	277.43	4868.90
010 400	00094	DEALAH F TAYLOR	262.18	5933.13	48.51	1097.78	.00	.00	.00	.00	310.69	7030.91
DEPARTMENT TOTALS			1130.65	23863.74	329.14	6814.25	.00	.00	.00	.00	1459.79	30677.99
010 401	00232	GREGORY F ARTHUR	.00	.00	.00	.00	.00	.00	.00	.00	.00	.00
010 401	01446	BRUCE W KARBOWSKI	.00	.00	.00	.00	.00	.00	.00	.00	.00	.00
010 401	01414	JAMES P REAVES	.00	.00	.00	.00	.00	.00	.00	.00	.00	.00
010 401	01131	LEON A WILSON	.00	.00	.00	.00	.00	.00	.00	.00	.00	.00
DEPARTMENT TOTALS			.00	.00	.00	.00	.00	.00	.00	.00	.00	.00
010 403	00061	MARY J CESSNA	402.64	6768.38	88.00	1479.28	.75	12.61	.00	.00	491.39	8260.27
010 403	00244	CONNIE M CHAPMAN	480.00	7075.20	104.00	1532.96	.00	.00	.00	.00	584.00	8608.16
010 403	00997	SHELBEIGH A CHESSON	3.32	48.60	11.07	162.06	.00	.00	.00	.00	14.39	210.66
010 403	01262	KAYLA M COLLINS	7.20	102.53	4.74	67.50	.00	.00	.00	.00	11.94	170.03
010 403	00177	HOPE L CROSS	462.00	10455.06	59.62	1349.20	2.00	45.26	8.00	181.04	531.62	12030.56
010 403	01145	ADRIAN D DRIVER	205.96	2932.87	90.25	1285.16	.50	7.12	8.00	113.92	304.71	4339.07
010 403	00156	BRENDA S GRIFFIN	17.39	245.72	29.43	415.85	7.00	98.91	.00	.00	53.82	760.48
010 403	01276	CASSAUNDR A LEOPARD	21.27	313.52	83.81	1235.36	4.75	70.02	.00	.00	109.83	1618.90
010 403	01273	CLARIBET O MACIAS	9.45	134.57	30.32	431.76	.25	3.56	.00	.00	40.02	569.89
010 403	00711	TANIA J MCGRATH	262.66	3811.20	42.78	620.74	.00	.00	.00	.00	305.44	4431.94
010 403	01080	SHONDA L RILEY	36.27	530.99	35.42	518.55	.58	8.49	.00	.00	72.27	1058.03
010 403	00092	DOYELLE J TURNER	20.46	301.58	16.35	241.00	4.75	70.02	.00	.00	41.56	612.60
010 403	00845	PAULETTE WILLIAMS	.00	.00	.00	.00	.00	.00	.00	.00	.00	.00
DEPARTMENT TOTALS			1928.62	32720.22	595.79	9339.42	20.58	315.99	16.00	294.96	2560.99	42670.59
010 405	01473	WELLONA M ROBERTSON	48.36	683.33	26.72	377.55	.00	.00	.00	.00	75.08	1060.88
010 405	00028	ROLONDRIA T WILLIAMS W	441.39	8814.56	56.44	1127.11	.00	.00	.00	.00	497.83	9941.67
DEPARTMENT TOTALS			489.75	9497.89	83.16	1504.66	.00	.00	.00	.00	572.91	11002.55
010 426	00065	THOMAS A CHAMBERS	.00	.00	.00	.00	.00	.00	.00	.00	.00	.00
010 426	00108	KENNETH G DAGLE	68.07	1658.19	36.11	879.64	.00	.00	.00	.00	104.18	2537.83
010 426	00855	JAMIE M HUDSPETH	250.27	10901.76	104.00	4530.24	.00	.00	.00	.00	354.27	15432.00
010 426	00603	TIFFANY N SLANKARD	136.98	3345.05	56.18	1371.92	.00	.00	.00	.00	193.16	4716.97
DEPARTMENT TOTALS			455.32	15905.00	196.29	6781.80	.00	.00	.00	.00	651.61	22686.80
010 435	00846	MARK A MOREFIELD	.00	.00	.00	.00	.00	.00	.00	.00	.00	.00

FOR PAY PERIOD ENDING 07/10/2018

DEPT NUMBER	EMP#	EMPLOYEE NAME	--- SICK LEAVE ---		--- VACATION ---		--- COMP TIME ---		--- HOLIDAY ---		--- TOTALS ---	
			AVAIL	VALUE	AVAIL	VALUE	AVAIL	VALUE	AVAIL	VALUE	AVAIL	VALUE
010 435 01166		JOY E PARKER	53.24	1054.68	56.53	1119.86	8.75	173.34	.00	.00	118.52	2347.88
010 435 00072		KIMBERLY M RODDEN	305.48	7441.49	94.00	2289.84	103.50	2521.26	.00	.00	502.98	12252.59
010 435 00240		CLIFTON V SMITH	422.64	18410.20	92.44	4026.69	50.25	2188.89	.00	.00	565.33	24625.78
010 435 00841		PEGGY S THRASHER	480.00	13689.60	101.34	2890.22	179.75	5126.47	.00	.00	761.09	21706.29
DEPARTMENT TOTALS			1261.36	40595.97	344.31	10326.61	342.25	10009.96	.00	.00	1947.92	60932.54
010 440 00335		ANNETTE D BALDWIN	302.71	6850.33	120.00	2715.60	.00	.00	.00	.00	422.71	9565.93
010 440 00194		CHAP B CAIN	.00	.00	.00	.00	.00	.00	.00	.00	.00	.00
010 440 00052		CHADWICK O ELMORE	313.37	8147.62	120.00	3120.00	.00	.00	.00	.00	433.37	11267.62
010 440 00305		JO A LEGER	480.00	17136.00	120.00	4284.00	.00	.00	.00	.00	600.00	21420.00
010 440 00899		LINDA R LEONARD	330.47	6371.46	120.00	2313.60	.00	.00	.00	.00	450.47	8685.06
DEPARTMENT TOTALS			1426.55	38505.41	480.00	12433.20	.00	.00	.00	.00	1906.55	50938.61
010 450 00185		DONNA G BROWN	.00	.00	.00	.00	.00	.00	.00	.00	.00	.00
010 450 00629		SHERI L CASKEY	.00	.00	.00	.00	.00	.00	.00	.00	.00	.00
010 450 01537		PEGGY R COOK	6.67	94.25	3.34	47.19	.00	.00	.00	.00	10.01	141.44
010 450 01513		WHITNEY R DECKERT	13.34	188.49	6.68	94.39	1.25	17.66	.00	.00	21.27	300.54
010 450 01532		ERIN V FREGIA	6.67	94.25	3.34	47.19	.00	.00	.00	.00	10.01	141.44
010 450 01291		DESTINY B HINTON	21.10	306.16	76.14	1104.79	5.00	72.55	.00	.00	102.24	1483.50
010 450 01361		VALENTINA R JOHNSON	13.40	192.83	26.77	385.22	13.25	190.67	.00	.00	53.42	768.72
010 450 00115		FRANCES G KESTER	361.92	7075.54	89.00	1739.95	145.50	2844.53	.00	.00	596.42	11660.02
010 450 00135		KATHY E KEY	6.88	99.00	45.42	653.59	8.25	118.72	.00	.00	60.55	871.31
010 450 00031		REBECCA L LEOPARD	248.28	5618.58	114.00	2579.82	165.00	3733.95	.00	.00	527.28	11932.35
010 450 01526		SHARICA S LEWIS	6.67	94.25	3.34	47.19	.00	.00	.00	.00	10.01	141.44
010 450 01455		SAVANNA B MCCLUSKY	18.02	256.60	20.04	285.37	6.50	92.56	.00	.00	44.56	634.53
010 450 01436		ANA G SALINAS	8.38	120.59	24.75	356.15	19.00	273.41	.00	.00	52.13	750.15
010 450 00260		DOLORES G WILEY	178.77	2774.51	120.00	1862.40	43.50	675.12	.00	.00	342.27	5312.03
DEPARTMENT TOTALS			890.10	16915.05	532.82	9203.25	407.25	8019.17	.00	.00	1830.17	34137.47
010 455 00157		DARLA J DIAZ	472.00	8359.12	92.00	1629.32	.00	.00	.00	.00	564.00	9988.44
010 455 01053		STEPHEN E HEBERT	.00	.00	.00	.00	.00	.00	.00	.00	.00	.00
010 455 00704		HEATHER M MULLINS	.00	.00	.00	.00	.00	.00	.00	.00	.00	.00
DEPARTMENT TOTALS			472.00	8359.12	92.00	1629.32	.00	.00	.00	.00	564.00	9988.44
010 456 00129		RONNIE E DAVIS	.00	.00	.00	.00	.00	.00	.00	.00	.00	.00
010 456 00266		DEBRA A FANEROS	480.00	8380.80	20.00	349.20	.00	.00	.00	.00	500.00	8730.00
DEPARTMENT TOTALS			480.00	8380.80	20.00	349.20	.00	.00	.00	.00	500.00	8730.00
010 457 01516		JEANIA K CAMPBELL	.00	.00	.00	.00	.00	.00	.00	.00	.00	.00

FOR PAY PERIOD ENDING 07/10/2018

DEPT NUMBER	EMP#	EMPLOYEE NAME	--- SICK LEAVE ---		--- VACATION ---		--- COMP TIME ---		--- HOLIDAY ---		--- TOTALS ---		
			AVAIL	VALUE	AVAIL	VALUE	AVAIL	VALUE	AVAIL	VALUE	AVAIL	VALUE	
010	457	01249	JESSICA M HARWELL	13.34	205.17	6.68	102.74	.00	.00	.00	.00	20.02	307.91
010	457	00634	JENNIFER R HAZLETT	391.72	6937.36	119.13	2109.79	.00	.00	.00	.00	510.85	9047.15
010	457	00098	CODY J PARRISH	.00	.00	.00	.00	.00	.00	.00	.00	.00	.00
DEPARTMENT TOTALS			405.06	7142.53	125.81	2212.53	.00	.00	.00	.00	530.87	9355.06	
010	458	01312	TINA G KENNEDY	.00	.00	.00	.00	.00	.00	.00	.00	.00	.00
010	458	00245	DONNA R LOWERY	16.01	275.53	.00	.00	.00	.00	.00	.00	16.01	275.53
010	458	01240	TAMMY K MANUEL	73.43	1207.92	21.97	361.41	.00	.00	.00	.00	95.40	1569.33
010	458	01235	LARRY R WILBURN	.00	.00	.00	.00	.00	.00	.00	.00	.00	.00
DEPARTMENT TOTALS			89.44	1483.45	21.97	361.41	.00	.00	.00	.00	111.41	1844.86	
010	459	00330	LYNN D ALLEN	480.00	8500.80	120.00	2125.20	.00	.00	.00	.00	600.00	10626.00
010	459	00836	WADE N BROWN	.00	.00	.00	.00	.00	.00	.00	.00	.00	.00
010	459	00904	HANAH C MCDAMS	370.86	6100.65	109.34	1798.64	.00	.00	.00	.00	480.20	7899.29
DEPARTMENT TOTALS			850.86	14601.45	229.34	3923.84	.00	.00	.00	.00	1080.20	18525.29	
010	460	01289	DANIELA P ANDRADE	180.11	2962.81	66.15	1088.17	.00	.00	.00	.00	246.26	4050.98
010	460	00241	RALPH D FULLER	.00	.00	.00	.00	.00	.00	.00	.00	.00	.00
010	460	00151	JOHNNIE M HARNESS	480.00	8260.80	98.00	1686.58	15.00	258.15	.00	.00	593.00	10205.53
DEPARTMENT TOTALS			660.11	11223.61	164.15	2774.75	15.00	258.15	.00	.00	839.26	14256.51	
010	475	01540	KEVIN G BARNES	6.67	218.91	3.34	109.62	.00	.00	.00	.00	10.01	328.53
010	475	01355	GARY F DENNISON	21.41	862.61	102.12	4114.41	.00	.00	.00	.00	123.53	4977.02
010	475	01454	LAURIE A DUGDALE	57.04	1115.13	40.08	783.56	80.75	1578.66	.00	.00	177.87	3477.35
010	475	01527	HEATHER B ELLIS	6.67	100.98	3.34	50.57	.00	.00	.00	.00	10.01	151.55
010	475	01041	STACI KEENE	.09	1.52	26.13	441.34	1.50	25.34	.00	.00	27.72	468.20
010	475	01481	JACOB J LADWIG	43.36	914.90	26.72	563.79	30.25	638.28	.00	.00	100.33	2116.97
010	475	01255	KATHRINE B MCCARTY	54.13	2008.22	107.50	3988.25	.00	.00	.00	.00	161.63	5996.47
010	475	01356	PATRICIA A MCLELLAND	8.41	143.81	55.62	951.10	1.00	17.10	.00	.00	65.03	1112.01
010	475	01060	MATTHEW C POSTON	.00	.00	.00	.00	.00	.00	.00	.00	.00	.00
010	475	01254	KACIE R STEWART	12.49	189.10	6.98	105.68	6.50	98.41	.00	.00	25.97	393.19
010	475	00604	GABRIELA WHEELER	6.70	111.76	41.99	700.39	2.00	33.36	.00	.00	50.69	845.51
DEPARTMENT TOTALS			216.97	5666.94	413.82	11808.71	122.00	2391.15	.00	.00	752.79	19866.80	
010	476	00315	TABITHA L DYSON	14.61	260.79	112.00	1999.20	2.25	40.16	8.00	142.80	136.86	2442.95
010	476	00198	RAGIS A FONTENOT JR	480.00	21302.40	99.50	4415.81	.00	.00	8.00	355.04	587.50	26073.25
010	476	01353	PRESTON K HOFFPAUIR	57.41	2547.86	30.12	1336.73	.00	.00	8.00	355.04	95.53	4239.63
010	476	00228	TERRI L HUGHES	445.33	9160.44	83.04	1708.13	16.50	339.41	8.00	164.56	552.87	11372.54
010	476	01352	ALLISON R JONES	66.41	1100.41	81.45	1349.63	44.75	741.51	8.00	132.56	200.61	3324.11

FOR PAY PERIOD ENDING 07/10/2018

DEPT NUMBER	EMP#	EMPLOYEE NAME	--- SICK LEAVE ---		--- VACATION ---		--- COMP TIME ---		--- HOLIDAY ---		--- TOTALS ---		
			AVAIL	VALUE	AVAIL	VALUE	AVAIL	VALUE	AVAIL	VALUE	AVAIL	VALUE	
010	476	01230	PAUL N LOWREY	214.81	4478.79	114.85	2394.62	144.75	3018.04	8.00	166.80	482.41	10058.25
010	476	00080	CATHY L MCCLUSKY	479.00	9536.89	104.00	2070.64	156.75	3120.89	8.00	159.28	747.75	14887.70
010	476	00087	KIMBERLY D MEADOWS	25.72	611.88	120.00	2854.80	84.75	2016.20	8.00	190.32	238.47	5673.20
010	476	01512	GEORGINA MONTES	13.34	188.49	6.68	94.39	38.00	536.94	.00	.00	58.02	819.82
010	476	00356	IVAN G PEARCE	459.04	11728.47	106.00	2708.30	24.25	619.59	8.00	204.40	597.29	15260.76
010	476	00847	LOGAN E PICKETT	.00	.00	.00	.00	.00	.00	.00	.00	.00	.00
010	476	01364	TAMI C PIERCE	133.40	5920.29	53.44	2371.67	.00	.00	8.00	355.04	194.84	8647.00
010	476	00113	CHRISTINE V TAYLOR	375.49	8219.48	120.00	2626.80	74.25	1625.33	8.00	175.12	577.74	12646.73
010	476	01137	STEPHEN C TAYLOR	296.18	14983.75	120.00	6070.80	.00	.00	8.00	404.72	424.18	21459.27
010	476	00378	RUTH A TURNBOUGH	6.86	105.16	26.72	409.62	.00	.00	8.00	122.64	41.58	637.42
010	476	00342	ASHLEY L ULKIE	353.35	5855.01	57.35	950.29	95.50	1582.44	8.00	132.56	514.20	8520.30
010	476	00182	JOE W WARREN	55.96	2483.50	78.00	3461.64	.00	.00	8.00	355.04	141.96	6300.18
DEPARTMENT TOTALS			3476.91	98483.61	1313.15	36823.07	681.75	13640.51	120.00	3415.92	5591.81	152363.11	
010	495	00224	DARLENE ALFORD	370.65	7483.42	73.64	1486.79	.00	.00	.00	.00	444.29	8970.21
010	495	01005	TERRI O DRYDEN	96.53	1707.62	76.59	1354.88	.00	.00	.00	.00	173.12	3062.50
010	495	01157	ALONZO D GOTT	13.34	751.84	13.34	751.84	.00	.00	.00	.00	26.68	1503.68
010	495	01336	ANGELA C MASELLI	81.92	3150.64	92.96	3575.24	.00	.00	.00	.00	174.88	6725.88
010	495	00385	NATALIE J ROOPER	429.81	8480.15	63.70	1256.80	15.50	305.82	13.00	256.49	522.01	10299.26
010	495	00063	HAROLD R SEAY	106.64	6031.56	80.00	4524.80	.00	.00	.00	.00	186.64	10556.36
DEPARTMENT TOTALS			1098.89	27605.23	400.23	12950.35	15.50	305.82	13.00	256.49	1527.62	41117.89	
010	497	01431	MARY K BARRIER	27.05	416.03	63.42	975.40	4.50	69.21	.00	.00	94.97	1460.64
010	497	00084	KIMBERLY A HARRIS	.00	.00	.00	.00	.00	.00	.00	.00	.00	.00
010	497	00068	DEBRA K MIZE	320.49	7252.69	112.00	2534.56	26.50	599.70	14.00	316.82	472.99	10703.77
010	497	00248	LISA A TWARDOWSKI	480.00	10862.40	120.00	2715.60	13.75	311.16	21.00	475.23	634.75	14364.39
DEPARTMENT TOTALS			827.54	18531.12	295.42	6225.56	44.75	980.07	35.00	792.05	1202.71	26528.80	
010	499	01275	AMANDA J BAKER	38.45	543.30	9.74	137.63	.00	.00	.00	.00	48.19	680.93
010	499	00881	RICHARD L BROWN	.00	.00	.00	.00	.00	.00	.00	.00	.00	.00
010	499	01144	CHRISTY L CHAMBERLAIN	19.66	277.80	25.45	359.61	.00	.00	.00	.00	45.11	637.41
010	499	01498	MELANIE L CROKER	.00	.00	.00	.00	.00	.00	.00	.00	.00	.00
010	499	00931	COURTNEY S DANIEL	6.35	109.54	15.64	269.79	.75	12.94	.00	.00	22.74	392.27
010	499	00166	BRANDI D DRYDEN	22.35	315.81	16.70	235.97	.00	.00	.00	.00	39.05	551.78
010	499	00171	BETTY J EDWARDS	250.79	3543.66	42.48	600.24	.00	.00	.00	.00	293.27	4143.90
010	499	01284	SARA L FORE	.03	.42	.40	5.65	.00	.00	.00	.00	.43	6.07
010	499	01271	KRISTINA A KING	147.87	2089.40	88.66	1252.77	.00	.00	.00	.00	236.53	3342.17
010	499	01292	ANNETTE M LAVIENE	109.94	1553.45	39.98	564.92	.00	.00	.00	.00	149.92	2118.37
010	499	01111	MABLE E MCKNIGHT	4.36	61.61	6.90	97.50	.00	.00	.00	.00	11.26	159.11
010	499	00905	DELORES A MOORE	.07	1.09	70.86	1106.12	.50	7.81	8.00	124.88	79.43	1239.90
010	499	01305	PHYLLIS R RICHARDSON	88.02	1243.72	65.81	929.90	.00	.00	.00	.00	153.83	2173.62
010	499	00060	JO A SMITH	480.00	10862.40	76.43	1729.61	.00	.00	.00	.00	556.43	12592.01
010	499	01479	CASEY L TINER	17.69	249.96	23.38	330.36	.00	.00	.00	.00	41.07	580.32

FOR PAY PERIOD ENDING 07/10/2018

DEPT NUMBER	EMP#	EMPLOYEE NAME	SICK AVAIL	LEAVE VALUE	VACATION AVAIL	VACATION VALUE	COMP AVAIL	TIME VALUE	HOLIDAY AVAIL	HOLIDAY VALUE	TOTALS AVAIL	TOTALS VALUE
010 499	00996	CHRISSEY L WILEY	8.75	155.49	13.44	238.83	.00	.00	.00	.00	22.19	394.32
DEPARTMENT TOTALS			1194.33	21007.65	495.87	7858.90	1.25	20.75	8.00	124.88	1699.45	29012.18
010 510	00363	DEANNA L COLVIN	51.54	714.34	98.00	1358.28	18.75	259.88	.00	.00	168.29	2332.50
010 510	00992	REBECCA A CORDER	245.83	3367.87	108.59	1487.68	53.50	732.95	.00	.00	407.92	5588.50
010 510	00243	BENNIE E JACKSON	377.82	7189.91	108.00	2055.24	273.00	5195.19	.00	.00	758.82	14440.34
010 510	01071	DAVID K MEADOWS	16.35	326.67	49.59	990.81	65.00	1298.70	.00	.00	130.94	2616.18
010 510	00037	BRENDA G PECKINPAUGH	9.57	131.11	25.84	354.01	5.75	78.78	.00	.00	41.16	563.90
010 510	01462	CAROL M SCOTT	21.03	303.25	30.06	433.47	5.25	75.71	.00	.00	56.34	812.43
010 510	00848	LISA A SMITH	31.85	436.35	45.39	621.84	45.50	623.35	.00	.00	122.74	1681.54
DEPARTMENT TOTALS			753.99	12469.50	465.47	7301.33	466.75	8264.56	.00	.00	1686.21	28035.39
010 543	01413	WILLIAM E HERGEMUELLER	46.69	659.73	46.69	659.73	.00	.00	.00	.00	93.38	1319.46
DEPARTMENT TOTALS			46.69	659.73	46.69	659.73	.00	.00	.00	.00	93.38	1319.46
010 550	01044	JUSTIN B JOHNSTON	.00	.00	.00	.00	.00	.00	.00	.00	.00	.00
010 550	01362	ELIZABETH A POLASEK	28.07	556.07	20.11	398.38	7.00	138.67	3.50	69.34	58.68	1162.46
010 550	01478	TIFFINY T TUCKER	.00	.00	.00	.00	.00	.00	.00	.00	.00	.00
DEPARTMENT TOTALS			28.07	556.07	20.11	398.38	7.00	138.67	3.50	69.34	58.68	1162.46
010 551	00197	DAVID N ALLISON	.00	.00	.00	.00	.00	.00	.00	.00	.00	.00
010 551	01241	GEORGE D DANIELS JR	41.14	814.98	111.71	2212.98	.00	.00	11.25	222.86	164.10	3250.82
010 551	00180	CHRIS R DRYER	15.01	297.35	111.73	2213.37	.00	.00	10.00	198.10	136.74	2708.82
010 551	00277	LESLIE A HULSEY	.00	.00	.00	.00	.00	.00	.00	.00	.00	.00
010 551	00200	CHAD C LANGDON	126.80	2511.91	100.02	1981.40	.00	.00	20.00	396.20	246.82	4889.51
010 551	01422	JOHN G TUCKER	120.06	2378.39	80.10	1586.78	.00	.00	94.50	1872.05	294.66	5837.22
010 551	00093	DONNA M WALLACE	212.24	3213.31	120.00	1816.80	33.00	499.62	30.00	454.20	395.24	5983.93
DEPARTMENT TOTALS			515.25	9215.94	523.56	9811.33	33.00	499.62	165.75	3143.41	1237.56	22670.30
010 552	00124	HUGH P BISHOP	240.46	4763.51	92.84	1839.16	.00	.00	.00	.00	333.30	6602.67
010 552	00664	MARK A DAVISON	.00	.00	.00	.00	.00	.00	.00	.00	.00	.00
010 552	01112	BENITO A PEREZ JR	177.61	3740.47	110.69	2331.13	.00	.00	.00	.00	288.30	6071.60
DEPARTMENT TOTALS			418.07	8503.98	203.53	4170.29	.00	.00	.00	.00	621.60	12674.27
010 553	00701	LINELL O BEALS	138.11	2735.96	80.15	1587.77	72.50	1436.23	74.00	1465.94	364.76	7225.90
010 553	01320	JUDY E COMPTON	.00	.00	.00	.00	.00	.00	.00	.00	.00	.00
010 553	01105	ROBERT L CROFT	36.53	723.66	48.78	966.33	.00	.00	.00	.00	85.31	1689.99

FOR PAY PERIOD ENDING 07/10/2018

DEPT NUMBER	EMP#	EMPLOYEE NAME	--- SICK LEAVE ---		--- VACATION ---		--- COMP TIME ---		--- HOLIDAY ---		--- TOTALS ---	
			AVAIL	VALUE	AVAIL	VALUE	AVAIL	VALUE	AVAIL	VALUE	AVAIL	VALUE
010 553	01480	CHARLES D LAWRENCE	.00	.00	.00	.00	.00	.00	.00	.00	.00	.00
010 553	01051	ROBERT E THORNTON JR	.00	.00	.00	.00	.00	.00	.00	.00	.00	.00
DEPARTMENT TOTALS			174.64	3459.62	128.93	2554.10	72.50	1436.23	74.00	1465.94	450.07	8915.89
010 554	00372	BRIAN D BORTZ	480.00	9508.80	63.37	1255.36	.00	.00	.00	.00	543.37	10764.16
010 554	01116	JAMES W GARDINER	204.19	4045.00	113.37	2245.86	.00	.00	.00	.00	317.56	6290.86
010 554	00690	STEVE D HUNTER	.00	.00	.00	.00	.00	.00	.00	.00	.00	.00
010 554	01474	LACI M LOGNION	.00	.00	.00	.00	.00	.00	.00	.00	.00	.00
010 554	01506	PATIENCE M SIZEMORE	.00	.00	.00	.00	.00	.00	.00	.00	.00	.00
DEPARTMENT TOTALS			684.19	13553.80	176.74	3501.22	.00	.00	.00	.00	860.93	17055.02
010 555	00364	MARITZA C ALEXANDER	18.68	370.05	13.36	264.66	.00	.00	.00	.00	32.04	634.71
010 555	00039	LARRY G ALLEN	296.18	5867.33	120.00	2377.20	26.50	524.97	9.00	178.29	451.68	8947.79
010 555	00048	JAMES M COOPER JR	.00	.00	.00	.00	.00	.00	.00	.00	.00	.00
010 555	00607	PATRICIA A DESPAIN	43.86	664.04	28.08	425.13	.00	.00	10.00	151.40	81.94	1240.57
010 555	01058	JOHN E JOSLIN	.00	.00	.00	.00	.00	.00	.00	.00	.00	.00
DEPARTMENT TOTALS			358.72	6901.42	161.44	3066.99	26.50	524.97	19.00	329.69	565.66	10823.07
010 560	01083	RUBEN ARELLANO	438.02	9404.29	75.77	1626.78	296.00	6355.12	540.75	11609.90	1350.54	28996.09
010 560	00021	JEFFREY A ASHWORTH	3.40	77.62	84.19	1922.06	17.25	393.82	5.75	131.27	110.59	2524.77
010 560	00055	BRETT Y AUDILET	480.00	10958.40	119.67	2732.07	309.75	7071.59	348.25	7950.55	1257.67	28712.61
010 560	01426	DANIELLE M BARRY	78.72	1690.12	66.76	1433.34	120.00	2576.40	139.75	3000.43	405.23	8700.29
010 560	01302	CHRISTAN N BAULD	71.10	1076.45	86.02	1302.34	200.50	3035.57	186.50	2823.61	544.12	8237.97
010 560	01170	TAMMY R BEAM	187.81	2843.44	44.28	670.40	187.00	2831.18	118.00	1786.52	537.09	8131.54
010 560	01464	KELBY E BEAN	60.03	1288.84	30.06	645.39	73.50	1578.05	142.25	3054.11	305.84	6566.39
010 560	00264	GORDON R BEAN	458.66	9847.43	76.00	1631.72	283.25	6081.38	145.75	3129.25	963.66	20689.78
010 560	01073	JOHN W BENNETT	443.60	10127.39	90.67	2070.00	279.75	6386.69	520.50	11883.02	1334.52	30467.10
010 560	00172	BONNIE BISHOP	93.29	1412.41	120.00	1816.80	216.50	3277.81	390.75	5915.96	820.54	12422.98
010 560	00292	LINDA L BLOOMINGDALE	231.95	4979.97	101.14	2171.48	1.25	26.84	80.25	1722.97	414.59	8901.26
010 560	01299	SHELBY C BONIN	.00	.00	.00	.00	.00	.00	.00	.00	.00	.00
010 560	00027	PEGGY L BOURGEOIS	25.42	384.86	81.50	1233.91	24.00	363.36	1.50	22.71	132.42	2004.84
010 560	01451	GARY L BOWERS	80.04	1718.46	40.08	860.52	106.00	2275.82	52.25	1121.81	278.37	5976.61
010 560	01300	MALINA A BRACK	39.43	596.97	88.01	1332.47	15.75	238.46	61.50	931.11	204.69	3099.01
010 560	01429	TONIETTE M BROWN	73.37	1110.82	36.74	556.24	240.00	3633.60	135.75	2055.26	485.86	7355.92
010 560	00828	LUCERO CASTRO	205.54	4412.94	82.40	1769.13	53.50	1148.65	75.50	1620.99	416.94	8951.71
010 560	01418	RYAN W CAVANAUGH	120.06	2577.69	80.10	1719.75	282.75	6070.64	104.50	2243.62	587.41	12611.70
010 560	01541	JOSHUA L CAVANAUGH	.00	.00	.00	.00	.00	.00	.00	.00	.00	.00
010 560	00079	LINDA L CHAPMAN	61.43	930.05	68.97	1044.21	39.75	601.82	20.25	306.59	190.40	2882.67
010 560	01427	THOMAS G COLDWELL II	106.72	2291.28	66.76	1433.34	247.00	5303.09	222.00	4766.34	642.48	13794.05
010 560	01520	JANET M COLEMAN	13.34	286.41	6.68	143.42	18.25	391.83	12.00	257.64	50.27	1079.30
010 560	00636	STEPHANIE N CRANE	232.51	4991.99	.35	7.51	.00	.00	.00	.00	232.86	4999.50
010 560	01052	JOSHUA D CUMMINS	354.68	7614.98	72.17	1549.49	270.00	5796.90	488.00	10477.36	1184.85	25438.73
010 560	01238	TARA G DAGLE	.24	3.63	9.49	143.68	1.50	22.71	.00	.00	11.23	170.02

FOR PAY PERIOD ENDING 07/10/2018

DEPT NUMBER	EMP#	EMPLOYEE NAME	--- SICK LEAVE ---		--- VACATION ---		--- COMP TIME ---		--- HOLIDAY ---		--- TOTALS ---	
			AVAIL	VALUE	AVAIL	VALUE	AVAIL	VALUE	AVAIL	VALUE	AVAIL	VALUE
010 560 01452	CHARLES C DAIGLE	80.04	1718.46	43.41	932.01	157.00	3370.79	119.50	2565.67	399.95	8586.93	
010 560 01077	AMBER J DAVILA	46.52	704.31	28.92	437.85	37.25	563.97	6.50	98.41	119.19	1804.54	
010 560 00211	KEN T DEFOOR	.00	.00	.00	.00	.00	.00	.00	.00	.00	.00	
010 560 00012	MICHELLE O DESHOTEL	387.29	8841.83	54.75	1249.94	240.75	5496.32	195.50	4463.27	878.29	20051.36	
010 560 01239	EMALEE C DIEHL	45.66	691.29	113.41	1717.03	172.75	2615.44	179.75	2721.42	511.57	7745.18	
010 560 00337	ROBERT R DUNN	480.00	10958.40	108.00	2465.64	298.50	6814.76	1016.75	23212.40	1903.25	43451.20	
010 560 01301	SHELLY A EDWARDS	213.44	4727.70	120.00	2658.00	401.75	8898.76	362.25	8023.84	1097.44	24308.30	
010 560 00128	MARK D ELLINGTON	480.00	11548.80	102.00	2454.12	.00	.00	.00	.00	582.00	14002.92	
010 560 00235	DARRELL W ELLIOTT	470.00	10730.10	120.00	2739.60	310.75	7094.42	938.00	21414.54	1838.75	41978.66	
010 560 01453	BENJAMIN GARCIA JR	26.79	575.18	43.41	932.01	44.25	950.05	171.25	3676.74	285.70	6133.98	
010 560 01465	RUBEN GARCIA JR	60.03	1288.84	30.06	645.39	108.00	2318.76	72.25	1551.21	270.34	5804.20	
010 560 00888	IVAN GONZALEZ	480.00	10305.60	104.01	2233.09	347.50	7460.83	509.00	10928.23	1440.51	30927.75	
010 560 01078	CRYSTAL A GUILLORY	25.77	390.16	65.92	998.03	38.00	575.32	32.25	488.27	161.94	2451.78	
010 560 01160	TIPFANY J HALL	116.41	1762.45	88.00	1332.32	170.00	2573.80	188.25	2850.11	562.66	8518.68	
010 560 01348	ZACK T HARKNESS	6.67	143.20	3.34	71.71	.00	.00	.00	.00	10.01	214.91	
010 560 00193	JAMES A HOBSON	401.43	9164.65	97.50	2225.93	294.25	6717.73	348.75	7961.96	1141.93	26070.27	
010 560 00181	LELA A HOLLEY	459.64	6958.95	58.75	889.48	187.25	2834.97	406.25	6150.63	1111.89	16834.03	
010 560 01439	RONALD D HOUSE	93.38	2004.87	53.42	1146.93	94.25	2023.55	9.50	203.97	250.55	5379.32	
010 560 00727	SHIRLEY M JACKSON	350.76	6492.57	54.43	1007.50	83.00	1536.33	.00	.00	488.19	9036.40	
010 560 01419	GARRETT L JOHNSTON	120.06	2577.69	80.10	1719.75	259.75	5576.83	216.50	4648.26	676.41	14522.53	
010 560 01466	KATRENA M JOHNSTON	60.03	1288.84	30.06	645.39	64.75	1390.18	104.50	2243.62	259.34	5568.03	
010 560 01079	WILLIAM M KNOX	116.52	2803.47	93.34	2245.76	.00	.00	.00	.00	209.86	5049.23	
010 560 00261	THOMAS A KOEN	427.83	9767.36	120.00	2739.60	307.00	7008.81	514.00	11734.62	1368.83	31250.39	
010 560 01467	BRYANT T KUTRA	60.03	1288.84	30.06	645.39	133.25	2860.88	138.75	2978.96	362.09	7774.07	
010 560 01486	CASSIE M LECHLER	6.67	100.98	3.34	50.57	24.00	363.36	.00	.00	34.01	514.91	
010 560 00882	LINDA W LONGORIA	27.04	580.55	65.18	1399.41	.00	.00	45.25	971.52	137.47	2951.48	
010 560 01469	CADE E LOWERY	60.03	1288.84	30.06	645.39	78.00	1674.66	118.00	2533.46	286.09	6142.35	
010 560 01156	MISTY D MADDOX	186.14	2818.16	73.84	1117.94	176.00	2664.64	276.50	4186.21	712.48	10786.95	
010 560 00370	VAN C MADDOX	92.13	1978.03	53.42	1146.93	96.50	2071.86	184.50	3961.22	426.55	9158.04	
010 560 01057	RANSON L MARTEL	116.67	2504.90	86.71	1861.66	187.50	4025.63	119.25	2560.30	510.13	10952.49	
010 560 01440	OSCAR D MARTINEZ	93.38	2004.87	53.42	1146.93	157.50	3381.53	129.50	2780.37	433.80	9313.70	
010 560 01490	DANIEL R MCMULLAN	46.69	1002.43	23.38	501.97	47.50	1019.83	84.00	1803.48	201.57	4327.71	
010 560 00653	JAMES R MCQUEEN	480.00	10958.40	91.84	2096.71	320.50	7317.02	738.25	16854.25	1630.59	37226.38	
010 560 00850	JAMES W MCQUEEN	417.68	9251.61	47.50	1052.13	246.25	5454.44	112.00	2480.80	823.43	18238.98	
010 560 01242	JOHN M MENDOZA	106.45	2285.48	120.00	2576.40	153.00	3284.91	111.00	2383.17	490.45	10529.96	
010 560 01330	ANN M MITCHELL	127.76	2916.76	120.00	2739.60	183.00	4177.89	118.25	2699.65	549.01	12533.90	
010 560 01331	SEAN C MITCHELL	41.76	896.59	100.80	2164.18	87.50	1878.63	151.75	3258.07	381.81	8197.47	
010 560 01530	CHRISTINA M MURPHREE	6.67	97.65	3.34	48.90	21.75	318.42	.00	.00	31.76	464.97	
010 560 00168	DONALD W NEYLAND	480.00	12460.80	120.00	3115.20	.00	.00	.00	.00	600.00	15576.00	
010 560 00360	VITA OREILLY	83.90	1270.25	109.69	1660.71	99.50	1506.43	93.25	1411.81	386.34	5849.20	
010 560 00331	JAMES A OTT JR	112.82	2498.96	79.00	1749.85	19.50	431.93	8.50	188.28	219.82	4869.02	
010 560 01508	JESSICA L PARHAM	20.01	292.95	10.02	146.69	5.50	80.52	.00	.00	35.53	520.16	
010 560 00125	FLOYD W PEARSON JR	474.50	10832.84	75.00	1712.25	298.00	6803.34	703.25	16055.20	1550.75	35403.63	
010 560 00994	DUSTIN L PIASSOLI	275.75	4174.86	87.44	1323.84	66.00	999.24	58.50	885.69	487.69	7383.63	
010 560 00359	CLINTON T PIERCE	480.00	10958.40	106.67	2435.28	327.75	7482.53	751.00	17145.33	1665.42	38021.54	
010 560 01280	DAVID C POWELL	.00	.00	.00	.00	.00	.00	.00	.00	.00	.00	
010 560 00347	ROBERT J RADER	.00	.00	.00	.00	.00	.00	.00	.00	.00	.00	
010 560 01118	STEVEN T RASBERRY	220.19	5026.94	96.00	2191.68	244.00	5570.52	267.00	6095.61	827.19	18884.75	
010 560 01266	SHEILA M RAY	.00	.00	3.64	78.15	.00	.00	.00	.00	3.64	78.15	

FOR PAY PERIOD ENDING 07/10/2018

DEPT NUMBER	EMP#	EMPLOYEE NAME	--- SICK LEAVE ---		---- VACATION ----		----- COMP TIME -----		----- HOLIDAY -----		----- TOTALS -----	
			AVAIL	VALUE	AVAIL	VALUE	AVAIL	VALUE	AVAIL	VALUE	AVAIL	VALUE
010 560	00296	SHANDALYNN N RHAME	347.91	7469.63	90.43	1941.53	185.50	3982.69	.00	.00	623.84	13393.85
010 560	01417	KENT R SHAFFER	116.56	2581.80	80.10	1774.22	318.75	7060.31	119.25	2641.39	634.66	14057.72
010 560	00173	BRUCE W SIMS	480.00	10305.60	106.00	2275.82	375.50	8061.99	268.25	5759.33	1229.75	26402.74
010 560	01517	JESSE L SLAUGHTER II	13.34	286.41	6.68	143.42	.00	.00	12.00	257.64	32.02	687.47
010 560	01542	TALAUQA B SMITH	.00	.00	.00	.00	.00	.00	.00	.00	.00	.00
010 560	01406	BRIDGET K SUMRALL	84.73	1819.15	55.52	1192.01	80.25	1722.97	20.00	429.40	240.50	5163.53
010 560	01483	WILBURN B TAYLOR	38.36	823.59	26.72	573.68	25.00	536.75	82.00	1760.54	172.08	3694.56
010 560	01142	KENNETH C TAYLOR	121.51	2608.82	70.42	1511.92	287.50	6172.63	266.50	5721.76	745.93	16015.13
010 560	01277	LAURA A TAYLOR	.00	.00	.00	.00	.00	.00	.00	.00	.00	.00
010 560	00361	KEVIN L THEISS	480.00	10632.00	112.00	2480.80	324.00	7176.60	314.50	6966.18	1230.50	27255.58
010 560	00362	CHRISTOPHER L UNGLES	334.94	7646.68	50.00	1141.50	320.25	7311.31	888.00	20273.04	1593.19	36372.53
010 560	01471	WILLARD K UNGLES JR	53.36	1145.64	26.72	573.68	63.75	1368.71	131.00	2812.57	274.83	5900.60
010 560	00213	SHERRY E WALTON	480.00	7876.80	80.00	1312.80	233.50	3831.74	888.75	14584.39	1682.25	27605.73
010 560	01062	SYLVESTER C WEBB JR	.00	.00	.00	.00	.00	.00	.00	.00	.00	.00
010 560	01048	CHARLES D WERNER	274.39	6077.74	120.00	2658.00	238.00	5271.70	265.75	5886.36	898.14	19893.80
010 560	00102	ROYCE L WHEELER	.00	.00	.00	.00	.00	.00	.00	.00	.00	.00
010 560	01267	RICHARD E WHITTEN	96.37	2069.06	86.94	1866.60	194.25	4170.55	.00	.00	377.56	8106.21
010 560	01487	ALEXIS L WILLIAMS	29.35	444.36	16.70	252.84	97.00	1468.58	56.00	847.84	199.05	3013.62
010 560	01253	HOLLY K WILSON	180.80	2737.31	103.34	1564.57	96.00	1453.44	1.00	15.14	381.14	5770.46
010 560	00893	RABONNA L YOUNG	44.03	666.61	30.06	455.11	212.00	3209.68	124.00	1877.36	410.09	6208.76
010 560	01098	PAUL A YOUNG JR	394.03	8995.70	120.00	2739.60	480.00	10958.40	544.00	12419.52	1538.03	35113.22
DEPARTMENT TOTALS			16393.58	347748.15	5912.62	121368.99	13403.75	278409.21	17372.00	365234.03	53081.95	1112760.38
010 570	00023	MARTHA E CALDWELL	216.19	3015.85	119.56	1667.86	.00	.00	.00	.00	335.75	4683.71
010 570	00196	DANELLA S MCCARTY	309.97	6314.09	85.44	1740.41	6.00	122.22	.00	.00	401.41	8176.72
010 570	00111	KELLY S SEMIEN	397.97	8910.55	85.00	1903.15	4.00	89.56	.00	.00	486.97	10903.26
010 570	00884	LUCILA M TREVIZO	284.12	4014.62	50.98	720.35	.00	.00	.00	.00	335.10	4734.97
DEPARTMENT TOTALS			1208.25	22255.11	340.98	6031.77	10.00	211.78	.00	.00	1559.23	28498.66
010 581	00147	CRISTA M BEASLEY	467.96	7426.53	116.00	1840.92	.00	.00	.00	.00	583.96	9267.45
010 581	00122	THOMAS E BRANCH	477.33	11484.56	104.77	2520.77	.00	.00	.00	.00	582.10	14005.33
010 581	00140	JAMES L CARSON	480.00	10219.20	120.00	2554.80	.00	.00	.00	.00	600.00	12774.00
DEPARTMENT TOTALS			1425.29	29130.29	340.77	6916.49	.00	.00	.00	.00	1766.06	36046.78
010 582	00906	BRENDA M FAIRCHILD	69.30	1635.48	36.01	849.84	4.50	106.20	.00	.00	109.81	2591.52
010 582	01093	BESSIE N SEWELL	53.03	839.46	74.91	1185.83	56.50	894.40	.00	.00	184.44	2919.69
DEPARTMENT TOTALS			122.33	2474.94	110.92	2035.67	61.00	1000.60	.00	.00	294.25	5511.21
010 622	01450	LESLIE D GOMEZ	2.71	44.31	30.75	502.76	14.50	237.08	.00	.00	47.96	784.15
010 622	01491	STEPHANIE M GROSS	24.02	392.73	20.04	327.65	12.00	196.20	.00	.00	56.06	916.58
010 622	01155	RAQUEL LULE	31.11	439.58	104.15	1471.64	7.50	105.98	.00	.00	142.76	2017.20

FOR PAY PERIOD ENDING 07/10/2018

DEPT NUMBER	EMP#	EMPLOYEE NAME	--- SICK LEAVE ---		--- VACATION ---		--- COMP TIME ---		--- HOLIDAY ---		--- TOTALS ---	
			AVAIL	VALUE	AVAIL	VALUE	AVAIL	VALUE	AVAIL	VALUE	AVAIL	VALUE
010 622	01461	FRED MAJORS JR	21.53	352.02	30.06	491.48	.50	8.18	.00	.00	52.09	851.68
010 622	00694	JENNIFER L PURNELL	148.56	2440.84	115.00	1889.45	50.50	829.72	2.00	32.86	316.06	5192.87
010 622	01448	MARIA M VENEGAS	.00	.00	.00	.00	.00	.00	.00	.00	.00	.00
DEPARTMENT TOTALS			227.93	3669.48	300.00	4682.98	85.00	1377.16	2.00	32.86	614.93	9762.48
010 646	01246	MICHELLE R CONNER	74.78	1225.64	85.34	1398.72	.00	.00	.00	.00	160.12	2624.36
010 646	00628	JACQUELINE L GEISLEMAN	325.68	5337.90	85.34	1398.72	.00	.00	.00	.00	411.02	6736.62
010 646	00659	PENNY P MCMILLEN	72.16	1702.98	72.20	1703.92	.00	.00	.00	.00	144.36	3406.90
DEPARTMENT TOTALS			472.62	8266.52	242.88	4501.36	.00	.00	.00	.00	715.50	12767.88
010 660	00675	DEBORAH K MCGINNIS-PAI	480.00	10176.00	120.00	2544.00	108.50	2300.20	.00	.00	708.50	15020.20
DEPARTMENT TOTALS			480.00	10176.00	120.00	2544.00	108.50	2300.20	.00	.00	708.50	15020.20
010 665	01311	AMANDA D BROOKS	40.02	605.90	40.02	605.90	.00	.00	.00	.00	80.04	1211.80
010 665	00004	ALEXIS N CORDOVA	.00	.00	.00	.00	.00	.00	.00	.00	.00	.00
010 665	01283	WILLIAM R FLORA	.00	.00	.00	.00	.00	.00	.00	.00	.00	.00
010 665	01507	DAWN M MARQUIS	.00	.00	.00	.00	.00	.00	.00	.00	.00	.00
010 665	00146	ANDLE A MAYON	33.35	479.91	16.70	240.31	.00	.00	.00	.00	50.05	720.22
010 665	00275	JO L REYNOLDS	480.00	6907.20	120.00	1726.80	118.00	1698.02	16.00	230.24	734.00	10562.26
DEPARTMENT TOTALS			553.37	7993.01	176.72	2573.01	118.00	1698.02	16.00	230.24	864.09	12494.28
FUND TOTALS			41217.45	887522.35	15404.63	325438.47	16042.33	331802.59	17844.25	375389.81	90508.66	1920153.22

FOR PAY PERIOD ENDING 07/10/2018

DEPT NUMBER	EMP#	EMPLOYEE NAME	--- SICK LEAVE ---		--- VACATION ---		--- COMP TIME ---		--- HOLIDAY ---		--- TOTALS ---	
			AVAIL	VALUE	AVAIL	VALUE	AVAIL	VALUE	AVAIL	VALUE	AVAIL	VALUE
DEPARTMENT TOTALS			.00	.00	.00	.00	.00	.00	.00	.00	.00	.00
015 612	01493	ROBERT E ALDRICH	27.02	526.89	20.04	390.78	7.50	146.25	30.00	585.00	84.56	1648.92
015 612	01489	JAMEY R GOSS	27.02	526.89	20.04	390.78	11.75	229.13	30.00	585.00	88.81	1731.80
015 612	00346	RANDY L HUMBER	457.33	11620.76	120.00	3049.20	263.00	6682.83	30.00	762.30	870.33	22115.09
015 612	00137	CYNTHIA M IVY	480.00	9216.00	60.00	1152.00	17.25	331.20	30.00	576.00	587.25	11275.20
015 612	01231	DANNY L LAMBERT	.00	.00	.00	.00	.00	.00	.00	.00	.00	.00
015 612	01103	DANIEL M PARKER	93.39	1681.02	73.43	1321.74	16.00	288.00	30.00	540.00	212.82	3830.76
015 612	01447	CHARLES A SCOTT	60.03	720.36	30.06	360.72	.00	.00	30.00	360.00	120.09	1441.08
015 612	01259	JOHN E SCOTT	10.13	200.07	65.17	1287.11	28.25	557.94	20.00	395.00	123.55	2440.12
015 612	01510	OSCAR F SECADA JR	13.34	260.13	6.68	130.26	20.25	394.88	.00	.00	40.27	785.27
015 612	01543	STEPHEN M SIARSKI JR	.00	.00	.00	.00	.00	.00	.00	.00	.00	.00
015 612	01090	CLAYTON L SMITH	56.71	1077.49	46.75	888.25	27.00	513.00	20.00	380.00	150.46	2858.74
015 612	01423	CARROLL R SMITH	100.39	1982.70	73.43	1450.24	64.75	1278.81	30.00	592.50	268.57	5304.25
015 612	00613	JOHN C TROUSDALE	21.75	429.56	37.79	746.35	38.50	760.38	30.00	592.50	128.04	2528.79
015 612	01509	JERRY P WILLIAMS	13.34	240.12	6.68	120.24	.00	.00	.00	.00	20.02	360.36
015 612	01288	JOHN W WILSON	170.11	3720.31	116.67	2551.57	89.75	1962.83	20.00	437.40	396.53	8672.11
DEPARTMENT TOTALS			1530.56	32202.30	676.74	13839.24	584.00	13145.25	300.00	5805.70	3091.30	64992.49
015 613	00169	MICHAEL W BORSKI	480.00	8640.00	100.00	1800.00	107.50	1935.00	30.00	540.00	717.50	12915.00
015 613	00175	BRADLEY W BORSKI	480.00	8160.00	91.98	1563.66	6.75	114.75	30.00	510.00	608.73	10348.41
015 613	00719	GEORGE BURRELL JR	328.79	4622.79	100.74	1416.40	85.75	1205.65	46.00	646.76	561.28	7891.60
015 613	00863	CARL H CADE	129.12	2453.28	59.15	1123.85	.00	.00	50.00	950.00	238.27	4527.13
015 613	01315	RICKY D CAROUTHERS JR	49.18	983.60	11.22	224.40	17.25	345.00	30.00	600.00	107.65	2153.00
015 613	00267	JOHNNY D CHAPMAN	160.80	3825.43	106.67	2537.68	136.00	3235.44	30.00	713.70	433.47	10312.25
015 613	01363	MILLARD E CHAPMAN	112.07	2241.40	90.11	1802.20	48.50	970.00	30.00	600.00	280.68	5613.60
015 613	01085	JAY C COOK	105.52	2004.88	68.42	1299.98	63.25	1201.75	30.00	570.00	267.19	5076.61
015 613	01251	CARL S DEVILLE	129.80	2596.00	61.84	1236.80	34.00	680.00	30.00	600.00	255.64	5112.80
015 613	01243	TIFFANY M GRAHAM	102.14	1961.09	85.18	1635.46	.00	.00	30.00	576.00	217.32	4172.55
015 613	01531	TAYLOR M GRAHAM	.00	.00	.00	.00	.00	.00	.00	.00	.00	.00
015 613	01164	THOMAS G HAZLETT	24.24	460.56	69.53	1321.07	20.25	384.75	30.00	570.00	144.02	2736.38
015 613	01287	MICHELLE R LOMAS	24.11	338.99	80.15	1126.91	9.00	126.54	.00	.00	113.26	1592.44
015 613	00911	JAMES W MCINTOSH	182.31	3646.20	8.63	172.60	21.75	435.00	30.00	600.00	242.69	4853.80
015 613	01139	CRYSTAL G PORTER	96.18	1502.33	75.22	1174.94	21.75	339.74	38.00	593.56	231.15	3610.57
015 613	01313	LARRY W RIVES	70.10	1402.00	100.14	2002.80	76.25	1525.00	30.00	600.00	276.49	5529.80
015 613	00915	ELOY J RODRIGUEZ	393.50	10002.77	110.00	2796.20	392.00	9964.64	40.00	1016.80	935.50	23780.41
015 613	00707	MICHAEL R SELLERS	448.33	8966.60	31.03	620.60	237.25	4745.00	30.00	600.00	746.61	14932.20
015 613	00886	TOMMY J SMALL	81.63	1550.97	94.31	1791.89	358.75	6816.25	30.00	570.00	564.69	10729.11
015 613	00042	LORETTA J STARK	480.00	6748.80	120.00	1687.20	171.50	2411.29	71.00	998.26	842.50	11845.55
015 613	00067	CLAYTON W STARK	61.19	1162.61	77.75	1477.25	54.75	1040.25	60.00	1140.00	253.69	4820.11
015 613	00358	DAVID J STARK	.00	.00	.00	.00	.00	.00	.00	.00	.00	.00
015 613	00219	DONALD R TANNER	55.03	1045.57	30.06	571.14	21.50	408.50	30.00	570.00	136.59	2595.21
015 613	01433	JAYCOB R TULLOCK	76.71	1227.36	46.75	748.00	2.00	32.00	30.00	480.00	155.46	2487.36
015 613	00047	BRADFORD P WILLIAMSON	99.53	1990.60	59.57	1191.40	19.25	385.00	30.00	600.00	208.35	4167.00
015 613	01416	DANNY R YOCUM II	100.06	2001.20	50.10	1002.00	95.50	1910.00	30.00	600.00	275.66	5513.20

FOR PAY PERIOD ENDING 07/10/2018

DEPT NUMBER	EMP#	EMPLOYEE NAME	--- SICK LEAVE ---		--- VACATION ---		--- COMP TIME ---		--- HOLIDAY ---		--- TOTALS ---	
			AVAIL	VALUE	AVAIL	VALUE	AVAIL	VALUE	AVAIL	VALUE	AVAIL	VALUE
DEPARTMENT TOTALS			4270.34	79535.03	1728.55	32324.43	2000.50	40211.55	815.00	15245.08	8814.39	167316.09
015 614	01421	TROY G BROWN	7.06	130.61	7.10	131.35	.00	.00	33.00	610.50	47.16	872.46
015 614	00251	RICKY D BURT	29.40	525.97	11.94	213.61	.00	.00	45.00	805.05	86.34	1544.63
015 614	00657	BUDDY R CULLEY II	50.43	902.19	35.75	639.57	16.25	290.71	40.00	715.60	142.43	2548.07
015 614	01538	WILLIAM T HARRISON JR	.00	.00	.00	.00	.00	.00	.00	.00	.00	.00
015 614	00367	LYNDON B JOHNSON	20.03	358.34	30.06	537.77	10.50	187.85	40.00	715.60	100.59	1799.56
015 614	01099	ALLEN W MAY	112.03	2004.22	19.91	356.19	14.25	254.93	45.00	805.05	191.19	3420.39
015 614	01468	KRISTEN A ORTIZ	17.53	245.42	30.06	420.84	.00	.00	40.00	560.00	87.59	1226.26
015 614	01365	RONDA H POLING	125.90	2417.28	13.44	258.05	55.00	1056.00	40.00	768.00	234.34	4499.33
015 614	00149	JASON R SHAW	306.65	5673.03	103.48	1914.38	2.50	46.25	45.00	832.50	457.63	8466.16
015 614	00718	JUSTIN W SHAW	65.23	1166.96	8.48	151.71	.00	.00	30.00	536.70	103.71	1855.37
015 614	01495	DUSTIN W VORSE	.35	6.26	16.70	298.76	.00	.00	10.00	178.90	27.05	483.92
DEPARTMENT TOTALS			734.61	13430.28	276.92	4922.23	98.50	1835.74	368.00	6527.90	1478.03	26716.15
015 615	01504	LESLIE F ABNER	26.68	480.24	13.36	240.48	.00	.00	.00	.00	40.04	720.72
015 615	00916	JOHN A BOSTON SR	13.43	229.52	6.87	117.41	2.00	34.18	.00	.00	22.30	381.11
015 615	00034	DANNY C EARP	480.00	8971.20	60.00	1121.40	180.25	3368.87	50.00	934.50	770.25	14395.97
015 615	01518	DANIEL W GORDON	13.34	246.79	6.68	123.58	.00	.00	.00	.00	20.02	370.37
015 615	01484	CANDY K LADRIGUE	28.69	502.08	23.38	409.15	9.00	157.50	10.00	175.00	71.07	1243.73
015 615	01290	JOSHUA D LANGDON	26.61	465.68	100.15	1752.63	7.50	131.25	.00	.00	134.26	2349.56
015 615	01236	DARYL MCWHORTER	205.14	5214.66	95.18	2419.48	134.50	3418.99	27.00	686.34	461.82	11739.47
015 615	01463	CLABERT D MENARD	60.03	1080.54	30.06	541.08	25.50	459.00	20.00	360.00	135.59	2440.62
015 615	01333	JOSHUA K MITCHELL	46.59	768.74	60.13	992.15	17.50	288.75	.00	.00	124.22	2049.64
015 615	01521	NOAH A MULLINS	13.34	200.10	6.68	100.20	.00	.00	.00	.00	20.02	300.30
015 615	01407	AUBREY B PETERS	41.73	834.60	63.46	1269.20	22.50	450.00	.00	.00	127.69	2553.80
015 615	01224	KAREN REITER	116.14	2229.89	96.68	1856.26	52.75	1012.80	10.00	192.00	275.57	5290.95
015 615	01354	GENE A RHAME	16.41	295.38	70.12	1262.16	18.50	333.00	.00	.00	105.03	1890.54
015 615	01345	TERRY C SLAUGHTER	122.75	2270.88	86.79	1605.62	111.50	2062.75	17.00	314.50	338.04	6253.75
015 615	01272	BRANDON W SONES	8.87	159.66	3.41	61.38	.00	.00	.00	.00	12.28	221.04
015 615	01260	ELIJAH L THRASHER JR	56.88	1052.28	86.67	1603.40	7.75	143.38	21.00	388.50	172.30	3187.56
015 615	01408	ERIC S VINING	116.73	2334.60	86.77	1735.40	120.50	2410.00	30.00	600.00	354.00	7080.00
015 615	01458	CHRISTOPHER R VINING	73.37	1357.35	36.74	679.69	59.50	1100.75	10.00	185.00	179.61	3322.79
DEPARTMENT TOTALS			1466.73	28694.19	933.13	17890.67	769.25	15371.22	195.00	3835.84	3364.11	65791.92
FUND TOTALS			8002.24	153861.80	3615.34	68976.57	3452.25	70563.76	1678.00	31414.52	16747.83	324816.65

FOR PAY PERIOD ENDING 07/10/2018

DEPT NUMBER	EMP#	EMPLOYEE NAME	--- SICK LEAVE ---		---- VACATION ----		---- COMP TIME ----		---- HOLIDAY ----		----- TOTALS -----	
			AVAIL	VALUE	AVAIL	VALUE	AVAIL	VALUE	AVAIL	VALUE	AVAIL	VALUE
DEPARTMENT TOTALS			.00	.00	.00	.00	.00	.00	.00	.00	.00	.00
059 611	00771	JACK R CARRAWAY	.00	.00	.00	.00	.00	.00	.00	.00	.00	.00
059 611	01084	TERRY L DAVIS	420.19	6828.09	103.36	1679.60	15.00	243.75	10.00	162.50	548.55	8913.94
059 611	00837	BARRY A GRAVES	.00	.00	.00	.00	.00	.00	.00	.00	.00	.00
059 611	00605	ROBERT E NOACK	127.78	2076.43	30.24	491.40	3.00	48.75	.00	.00	161.02	2616.58
059 611	00253	EDWIN L PSENCIK	480.00	9206.40	120.00	2301.60	150.00	2877.00	10.00	191.80	760.00	14576.80
059 611	01339	ALICE R ROLKE	.00	.00	.00	.00	.00	.00	.00	.00	.00	.00
DEPARTMENT TOTALS			1027.97	18110.92	253.60	4472.60	168.00	3169.50	20.00	354.30	1469.57	26107.32
FUND TOTALS			1027.97	18110.92	253.60	4472.60	168.00	3169.50	20.00	354.30	1469.57	26107.32

FOR PAY PERIOD ENDING 07/10/2018

DEPT NUMBER	EMP#	EMPLOYEE NAME	SICK AVAIL	LEAVE VALUE	VACATION AVAIL	VACATION VALUE	COMP AVAIL	TIME VALUE	HOLIDAY AVAIL	HOLIDAY VALUE	TOTALS AVAIL	TOTALS VALUE
DEPARTMENT TOTALS			.00	.00	.00	.00	.00	.00	.00	.00	.00	.00
092 570	01511	RUTH J ALEXANDER	.00	.00	.00	.00	.00	.00	.00	.00	.00	.00
092 570	00188	KATHLEEN S BARRETT	.00	.00	.00	.00	.00	.00	.00	.00	.00	.00
092 570	01499	LINDA B BARTON	.00	.00	.00	.00	.00	.00	.00	.00	.00	.00
092 570	00304	JENNIFER C BRAWNER	.00	.00	.00	.00	.00	.00	.00	.00	.00	.00
092 570	00109	TANYA M CHILDRRESS	.00	.00	.00	.00	.00	.00	.00	.00	.00	.00
092 570	00870	MILES D HARTLEIN	.00	.00	.00	.00	.00	.00	.00	.00	.00	.00
092 570	00165	CASUNDRA K HEBERT	.00	.00	.00	.00	.00	.00	.00	.00	.00	.00
092 570	01114	JODI L HENK	.00	.00	.00	.00	.00	.00	.00	.00	.00	.00
092 570	01104	MARISA S HENRY	.00	.00	.00	.00	.00	.00	.00	.00	.00	.00
092 570	01250	KAREN R HUMBER	.00	.00	.00	.00	.00	.00	.00	.00	.00	.00
092 570	01169	CHRISTI M JOHNSON	.00	.00	.00	.00	.00	.00	.00	.00	.00	.00
092 570	00179	REAGAN E KEY	.00	.00	.00	.00	.00	.00	.00	.00	.00	.00
092 570	01472	REGINA O LE BOEUF	.00	.00	.00	.00	.00	.00	.00	.00	.00	.00
092 570	00033	DIANE P MANEK	.00	.00	.00	.00	.00	.00	.00	.00	.00	.00
092 570	00221	JOHN M MCADAMS	.00	.00	.00	.00	.00	.00	.00	.00	.00	.00
092 570	01522	ANNIE A MCADAMS	.00	.00	.00	.00	.00	.00	.00	.00	.00	.00
092 570	00353	CELESTE L MORENO	.00	.00	.00	.00	.00	.00	.00	.00	.00	.00
092 570	00921	LACI J OVERSTREET	.00	.00	.00	.00	.00	.00	.00	.00	.00	.00
092 570	01350	CHRISTOPHER D PARKER	.00	.00	.00	.00	.00	.00	.00	.00	.00	.00
092 570	01482	MARK W PROBERTS	.00	.00	.00	.00	.00	.00	.00	.00	.00	.00
092 570	00999	JEANETTE B RHAME	.00	.00	.00	.00	.00	.00	.00	.00	.00	.00
092 570	01496	SAMANTHA Y SANCHEZ	.00	.00	.00	.00	.00	.00	.00	.00	.00	.00
092 570	00164	STEVEN E SWAN	.00	.00	.00	.00	.00	.00	.00	.00	.00	.00
092 570	00722	LACY R TERAN	.00	.00	.00	.00	.00	.00	.00	.00	.00	.00
092 570	00208	LISA L WARREN	.00	.00	.00	.00	.00	.00	.00	.00	.00	.00
DEPARTMENT TOTALS			.00	.00	.00	.00	.00	.00	.00	.00	.00	.00
092 571	00909	LYNDA D FLEMING	.00	.00	.00	.00	.00	.00	.00	.00	.00	.00
092 571	01485	MARY E JACKSON	.00	.00	.00	.00	.00	.00	.00	.00	.00	.00
DEPARTMENT TOTALS			.00	.00	.00	.00	.00	.00	.00	.00	.00	.00
092 572	00993	VIVIANN W BOYER	.00	.00	.00	.00	.00	.00	.00	.00	.00	.00
092 572	00136	JASON W JONES	.00	.00	.00	.00	.00	.00	.00	.00	.00	.00
DEPARTMENT TOTALS			.00	.00	.00	.00	.00	.00	.00	.00	.00	.00
092 574	01136	CODY D ARNOLD	.00	.00	.00	.00	.00	.00	.00	.00	.00	.00
092 574	00204	ERICKA R CARLOCK	.00	.00	.00	.00	.00	.00	.00	.00	.00	.00
092 574	00869	JEFFERY S LEE	.00	.00	.00	.00	.00	.00	.00	.00	.00	.00
092 574	01318	ROGER G WIEBELHAUS	.00	.00	.00	.00	.00	.00	.00	.00	.00	.00

FOR PAY PERIOD ENDING 07/10/2018

DEPT NUMBER	EMP#	EMPLOYEE NAME	--- SICK LEAVE ---		---- VACATION ----		---- COMP TIME ----		----- HOLIDAY -----		----- TOTALS -----	
			AVAIL	VALUE	AVAIL	VALUE	AVAIL	VALUE	AVAIL	VALUE	AVAIL	VALUE
		DEPARTMENT TOTALS	.00	.00	.00	.00	.00	.00	.00	.00	.00	.00
092	575 00163	JON K PATTON	.00	.00	.00	.00	.00	.00	.00	.00	.00	.00
		DEPARTMENT TOTALS	.00	.00	.00	.00	.00	.00	.00	.00	.00	.00
		FUND TOTALS	.00	.00	.00	.00	.00	.00	.00	.00	.00	.00

FOR PAY PERIOD ENDING 07/10/2018

DEPT NUMBER	EMP#	EMPLOYEE NAME	--- SICK LEAVE ---		--- VACATION ---		--- COMP TIME ---		--- HOLIDAY ---		--- TOTALS ---	
			AVAIL	VALUE	AVAIL	VALUE	AVAIL	VALUE	AVAIL	VALUE	AVAIL	VALUE
DEPARTMENT TOTALS			.00	.00	.00	.00	.00	.00	.00	.00	.00	.00
093 570	00082	MOLLY K MCADAMS	405.97	10266.98	96.50	2440.49	17.00	429.93	.00	.00	519.47	13137.40
093 570	00371	TREY A MCCONNELL II	480.00	11822.40	120.00	2955.60	22.00	541.86	.00	.00	622.00	15319.86
093 570	00625	LAURIE N MCMILLAN	61.38	1363.25	30.06	667.63	.00	.00	.00	.00	91.44	2030.88
093 570	01115	DIANA K RODRIGUEZ	.00	.00	.00	.00	.00	.00	.00	.00	.00	.00
093 570	00184	ANTHONY R SCOTT	480.00	21676.80	87.00	3928.92	.00	.00	.00	.00	567.00	25605.72
DEPARTMENT TOTALS			1427.35	45129.43	333.56	9992.64	39.00	971.79	.00	.00	1799.91	56093.86
FUND TOTALS			1427.35	45129.43	333.56	9992.64	39.00	971.79	.00	.00	1799.91	56093.86

FOR PAY PERIOD ENDING 07/10/2018

DEPT NUMBER	EMP#	EMPLOYEE NAME	--- SICK LEAVE ---		---- VACATION ----		---- COMP TIME ---		---- HOLIDAY ----		----- TOTALS -----	
			AVAIL	VALUE	AVAIL	VALUE	AVAIL	VALUE	AVAIL	VALUE	AVAIL	VALUE
GRAND TOTALS			51675.01	104624.50	19607.13	408880.28	19701.58	406507.64	19542.25	407158.63	10525.97	2327171.05

Section 6 – Check Register

Bank Account	Check Number	Check Date	Payee	Amount	Type	Voided
ORDD	2092	05/07/2018	VERIZON WIRELESS	53.03	CHK	
ORDD	2093	05/07/2018	JOHN J. HEBERT DIST. INC.	3,117.16	CHK	
ORDD	2094	05/07/2018	HEALTH CARE SERVICE CORP.	3,306.87	CHK	
ORDD	2095	05/07/2018	ALICE R. ROLKE	40.88	CHK	
ORDD	2096	05/09/2018	SKRLA TURF FARM	300.00	CHK	
* ORDD	2098	05/21/2018	JOHN DEERE FINANCIAL	57.15	CHK	
ORDD	2099	05/21/2018	MUSTANG CAT	4,910.58	CHK	
ORDD	2100	05/21/2018	WES HINCH	585.00	CHK	
CSCD	19859	05/07/2018	BUSINESS CARD	711.71	CHK	
CSCD	19860	05/07/2018	VERIZON WIRELESS	404.40	CHK	
CSCD	19861	05/07/2018	OFFICE DEPOT	644.84	CHK	
CSCD	19862	05/07/2018	COMPUTER SOLUTIONS	110.00	CHK	
CSCD	19863	05/07/2018	KONICA MINOLTA BUSINESS SOLUTI	38.89	CHK	
CSCD	19864	05/07/2018	CINTAS CORPORATION NO. 2	37.99	CHK	
CSCD	19865	05/07/2018	INTERNET MANAGEMENT SERVICES,	229.90	CHK	
CSCD	19866	05/07/2018	MICROFLEX	397.80	CHK	
* CSCD	19868	05/16/2018	JOHN M. MCADAMS	224.00	CHK	
CSCD	19869	05/16/2018	JON PATTON	206.50	CHK	
CSCD	19870	05/16/2018	VIVIANN BOYER	224.00	CHK	
CSCD	19871	05/16/2018	JASON JONES	224.00	CHK	
CSCD	19872	05/16/2018	CORRECTIONS SOFTWARE SOLUTIONS	3,407.00	CHK	
CSCD	19873	05/16/2018	SIRCHIE FINGER PRINT LABORATOR	117.68	CHK	
CSCD	19874	05/16/2018	J.J. CHEVRON	822.75	CHK	
CSCD	19875	05/16/2018	DISA GLOBAL SOLUTIONS	855.50	CHK	
CSCD	19876	05/16/2018	KONICA MINOLTA BUSINESS SOLUTI	661.03	CHK	
CSCD	19877	05/16/2018	LEXIS NEXIS RISK DATA MANAGEME	100.00	CHK	
CSCD	19878	05/16/2018	ROGER WIEBELHAUS	5.40	CHK	
CSCD	19879	05/17/2018	VALERO MARKETING & SUPPLY CO.	157.18	CHK	
MAIN	27146	05/01/2018	CHARLES WIGGINS	1,250.00	CHK	
MAIN	27147	05/01/2018	CLEVELAND SENIOR CITIZENS	833.33	CHK	
MAIN	27148	05/01/2018	DAYTON SENIOR CITIZENS	833.33	CHK	
MAIN	27149	05/01/2018	GRACE INITIATIVE OF SOUTH LIBE	833.33	CHK	
MAIN	27150	05/01/2018	HARDIN SENIOR CITIZENS	333.33	CHK	
MAIN	27151	05/01/2018	LIBERTY COUNTY EMS, INC.	21,250.00	CHK	
MAIN	27152	05/01/2018	JUDGE MARK MOREFIELD	1,800.00	CHK	
MAIN	27153	05/01/2018	PICKETT JOINT PROPERTIES	900.00	CHK	
MAIN	27154	05/01/2018	TRI-COUNTY MHMR	5,302.33	CHK	
MAIN	27155	05/07/2018	CORRECTIONAL MANAGEMENT INSTIT	275.00	CHK	
MAIN	27156	05/07/2018	LUCY TREVIZO	120.00	CHK	
MAIN	27157	05/07/2018	SANDRA L. DUNNUCK	300.00	CHK	
MAIN	27158	05/07/2018	KELLY SEMIEN	120.00	CHK	
MAIN	27159	05/07/2018	RAYWOOD WATER SUPPLY CORP.	4,992.00	CHK	
MAIN	27160	05/07/2018	MK CONSTRUCTORS	12,645.00	CHK	
MAIN	27161	05/07/2018	MK CONSTRUCTORS	34,610.50	CHK	
MAIN	27162	05/08/2018	ALLISON FUNERAL SVC	400.00	CHK	05/22/2018
MAIN	27163	05/08/2018	AMERICAN ASSOC. OF NOTARIES	91.94	CHK	
MAIN	27164	05/08/2018	LIBERTY COUNTY DISTRICT CLERK	480.00	CHK	
MAIN	27165	05/08/2018	SIERRA SPRINGS	45.96	CHK	
MAIN	27166	05/08/2018	SOUTH LIBERTY CO. HAZARDOUS	40,000.00	CHK	
MAIN	27167	05/08/2018	TDCAA	90.27	CHK	
MAIN	27168	05/08/2018	TRANS UNION RISK & ALTERNATIVE	34.00	CHK	
MAIN	27169	05/08/2018	VALERO MARKETING & SUPPLY CO.	254.84	CHK	

Bank Account	Check Number	Check Date	Payee	Amount	Type	Voided
MAIN	27170	05/08/2018	WALMART COMMUNITY/GE CONSUMERS	40.67	CHK	
MAIN	27171	05/08/2018	A T & T	62.67	CHK	
MAIN	27172	05/08/2018	A-1 TEL-COM SECURITY	129.98	CHK	
MAIN	27173	05/08/2018	ALEXIS CORDOVA	1,216.31	CHK	
MAIN	27174	05/08/2018	ALLISON FUNERAL SVC	400.00	CHK	
MAIN	27175	05/08/2018	ALLISON TROUSDALE	3,025.00	CHK	
MAIN	27176	05/08/2018	AMANDA BROOKS	201.98	CHK	
MAIN	27177	05/08/2018	AMAZON.COM SERVICES	1,317.99	CHK	
MAIN	27178	05/08/2018	AMERICAN TIRE DISTRIBUTOR	548.12	CHK	
MAIN	27179	05/08/2018	AMERICAN TOWER SYSTEMS,L.P.	1,473.78	CHK	
MAIN	27180	05/08/2018	ANDERSON FORD	179.93	CHK	
MAIN	27181	05/08/2018	ANDRES FERNANDEZ=DIAZ	1,950.00	CHK	
MAIN	27182	05/08/2018	ANGELA MASELLI	995.27	CHK	
MAIN	27183	05/08/2018	ANN'S SEAFOOD	500.28	CHK	
MAIN	27184	05/08/2018	AT & T	175.15	CHK	
MAIN	27185	05/08/2018	AT&T	457.17	CHK	
MAIN	27186	05/08/2018	B J FORD-MERCURY CO	112.64	CHK	
MAIN	27187	05/08/2018	BEAUMONT TRACTOR COMPANY INC	361.51	CHK	
MAIN	27188	05/08/2018	BIG THICKET VETERINARY CLINIC	111.60	CHK	
MAIN	27189	05/08/2018	BILL SPEERS	900.00	CHK	
MAIN	27190	05/08/2018	BLUE TARP FINANCIAL	1,189.40	CHK	
MAIN	27191	05/08/2018	BLUEBONNET NATURAL GAS, LLC	43.96	CHK	
MAIN	27192	05/08/2018	BRANDI DRYDEN	30.52	CHK	
MAIN	27193	05/08/2018	BRENDA PECKINPAUGH	49.06	CHK	
MAIN	27194	05/08/2018	BRUCE KARBOWSKI	476.40	CHK	
MAIN	27195	05/08/2018	CANON SOLUTIONS AMERICA	63.71	CHK	
MAIN	27196	05/08/2018	CASA DON BONI	211.72	CHK	
MAIN	27197	05/08/2018	CDW-G	1,141.76	CHK	
MAIN	27198	05/08/2018	CENTERPOINT ENERGY ENTEX	241.97	CHK	
MAIN	27199	05/08/2018	CENTURY ASPHALT	12,436.83	CHK	
MAIN	27200	05/08/2018	CERTIFIED LABORATORIES	256.45	CHK	
MAIN	27201	05/08/2018	CHAD ELMORE	311.74	CHK	
MAIN	27202	05/08/2018	CHAMBERS AMERICAN PRODUCTS, IN	9,600.00	CHK	
MAIN	27203	05/08/2018	CHRISTINE TAYLOR	48.20	CHK	
MAIN	27204	05/08/2018	CHRISTUS ST. ELIZABETH HOSPITA	1,850.00	CHK	
MAIN	27205	05/08/2018	CIARA B. TANNER	5,900.00	CHK	
MAIN	27206	05/08/2018	CIOX HEALTH	122.03	CHK	
MAIN	27207	05/08/2018	CIRCLE H. GENERAL STORE	62.47	CHK	
MAIN	27208	05/08/2018	CITY OF DAYTON	1,192.42	CHK	
MAIN	27209	05/08/2018	CITY OF HARDIN	65.75	CHK	
MAIN	27210	05/08/2018	CLEVELAND ASPHALT	336.67	CHK	
MAIN	27211	05/08/2018	CLEVELAND EMERGENCY HOSPITAL	3,029.37	CHK	
MAIN	27212	05/08/2018	CLEVELAND FIRE DEPT.	7,416.67	CHK	
MAIN	27213	05/08/2018	CLIFTON V. SMITH COURT REPORT	578.00	CHK	
MAIN	27214	05/08/2018	CMRS-PB	10,000.00	CHK	
MAIN	27215	05/08/2018	CNH INDUSTRIAL RENTAL ACCOUNT	2,878.90	CHK	
MAIN	27216	05/08/2018	COASTAL WELDING SUPPLY	262.57	CHK	
MAIN	27217	05/08/2018	COMCAST	617.86	CHK	
MAIN	27218	05/08/2018	COMCAST	80.75	CHK	
MAIN	27219	05/08/2018	COOPER ELECTRIC, INC.	133.97	CHK	
MAIN	27220	05/08/2018	CURTIS & SON VACUUM CORP.	5,425.00	CHK	
MAIN	27221	05/08/2018	CYPRESS LAKES VOLUNTEER FIRE D	2,500.00	CHK	

Bank Account	Check Number	Check Date	Payee	Amount	Type	Voided
MAIN	27222	05/08/2018	DAVID FRAUTSCHI	1,573.78	CHK	
MAIN	27223	05/08/2018	DAVID STARK	100.00	CHK	
MAIN	27224	05/08/2018	DAVID STETSON	597.54	CHK	
MAIN	27225	05/08/2018	DAYTON VFD	5,416.67	CHK	
MAIN	27226	05/08/2018	DE LAGE LANDEN FINANCIAL SVCS,	932.27	CHK	
MAIN	27227	05/08/2018	DEVERS VFD	2,250.00	CHK	
MAIN	27228	05/08/2018	DISH	48.53	CHK	
MAIN	27229	05/08/2018	DONNA BROWN	26.35	CHK	05/11/2018
MAIN	27230	05/08/2018	DYNAMIC POWER SYSTEMS	478.25	CHK	
MAIN	27231	05/08/2018	ED D. LIECK	250.00	CHK	
MAIN	27232	05/08/2018	ENTERGY	7,191.97	CHK	
MAIN	27233	05/08/2018	ESS OF SOUTH TEXAS, LLC	105.40	CHK	
MAIN	27234	05/08/2018	F M M S HOLDINGS OF TEXAS, LLC	1,950.00	CHK	
MAIN	27235	05/08/2018	FAMILY HEALTH CLINIC	46.73	CHK	
MAIN	27236	05/08/2018	FARRAH F. HARPER	2,475.00	CHK	
MAIN	27237	05/08/2018	FRONTIER COMMUNICATIONS	3,338.37	CHK	
MAIN	27238	05/08/2018	G & K SERVICES	2,166.58	CHK	
MAIN	27239	05/08/2018	GALLS, LLC	290.40	CHK	
MAIN	27240	05/08/2018	GEORGE DELOACH, DO	90.58	CHK	
MAIN	27241	05/08/2018	GULF COAST	7,646.32	CHK	
MAIN	27242	05/08/2018	HALL,RADER & ASSOCIATES	177.50	CHK	
MAIN	27243	05/08/2018	HARDIN VFD	1,250.00	CHK	
MAIN	27244	05/08/2018	HARDIN WATER SUPPLY CORP.	40.45	CHK	
MAIN	27245	05/08/2018	HEALTH CENTER OF SOUTHEAST TEX	126.81	CHK	
MAIN	27246	05/08/2018	HIGHWAY 321 VFD	5,916.67	CHK	
MAIN	27247	05/08/2018	HULL FRESH WATER SUPPLY DIST.	40.50	CHK	
MAIN	27248	05/08/2018	HULL-DAISETTA VFD	2,083.33	CHK	
MAIN	27249	05/08/2018	INDUSTRIAL CHEMICAL CLEANER,	387.95	CHK	
MAIN	27250	05/08/2018	INTERNET MANAGEMENT SERVICES,	845.70	CHK	
MAIN	27251	05/08/2018	ISI COMMERCIAL REFRIGERATION	376.00	CHK	
MAIN	27252	05/08/2018	JAMES M. GOTT	1,200.00	CHK	
MAIN	27253	05/08/2018	JAMES REAVES	107.55	CHK	
MAIN	27254	05/08/2018	JAX	138.40	CHK	
MAIN	27255	05/08/2018	JO ANNE LEGER	1,935.00	CHK	
MAIN	27256	05/08/2018	JOHN J. HEBERT DIST. INC.	19,525.64	CHK	
MAIN	27257	05/08/2018	JOLYNN REYNOLDS	309.40	CHK	
MAIN	27258	05/08/2018	JUSTIN JOHNSTON	125.00	CHK	
MAIN	27259	05/08/2018	KAYLA HERRINGTON	2,181.57	CHK	
MAIN	27260	05/08/2018	KEATON D. KIRKWOOD	5,440.00	CHK	
MAIN	27261	05/08/2018	KENEFICK VFD	1,000.00	CHK	
MAIN	27262	05/08/2018	KING RANCH EMERGENCY PHYS, PLL	98.98	CHK	
MAIN	27263	05/08/2018	KINGWOOD MEDICAL CENTER HOSPIT	11,532.40	CHK	
MAIN	27264	05/08/2018	LBJ SCHOOL OF PUBLIC AFFAIRS	435.00	CHK	
MAIN	27265	05/08/2018	LES HULSEY	404.89	CHK	
MAIN	27266	05/08/2018	LIBERTY CO TAX OFC	81.00	CHK	05/10/2018
MAIN	27267	05/08/2018	LIBERTY COUNTY CLERK	1,000.00	CHK	
MAIN	27268	05/08/2018	LIBERTY FIRE DEPT.	916.67	CHK	
MAIN	27269	05/08/2018	LIBERTY PEST CONTROL	75.00	CHK	
MAIN	27270	05/08/2018	LINDA LEONARD	255.06	CHK	
MAIN	27271	05/08/2018	LISA O'BANNON	1,000.00	CHK	
MAIN	27272	05/08/2018	LJA ENGINEERING, INC.	1,798.00	CHK	
MAIN	27273	05/08/2018	LOWE'S TIRE CENTER	220.00	CHK	

Bank Account	Check Number	Check Date	Payee	Amount	Type	Voided
MAIN	27274	05/08/2018	LT'S GARBAGE SERVICE	217.72	CHK	
MAIN	27275	05/08/2018	MARTIN MARIETTA MATERIALS	15,646.65	CHK	
MAIN	27276	05/08/2018	MDN ENTERPRISES	6,441.80	CHK	
MAIN	27277	05/08/2018	MICHELLE MANGUM-MERENDINO	6,425.00	CHK	
MAIN	27278	05/08/2018	MIKE'S BBQ	896.25	CHK	
MAIN	27279	05/08/2018	MOSS BLUFF VFD	1,916.67	CHK	
MAIN	27280	05/08/2018	MOSS HILL SERVICES	350.00	CHK	
MAIN	27281	05/08/2018	MUSTANG CAT	1,821.66	CHK	
MAIN	27282	05/08/2018	NEAL FUNERAL HOME	400.00	CHK	
MAIN	27283	05/08/2018	NORTH LIBERTY VFD	3,833.33	CHK	
MAIN	27284	05/08/2018	NOVROZSKY'S HAMBURGERS	174.20	CHK	
MAIN	27285	05/08/2018	O'REILLY AUTOMOTIVE STORES, IN	1,264.80	CHK	
MAIN	27286	05/08/2018	OFFICE DEPOT	927.81	CHK	
MAIN	27287	05/08/2018	PLUM GROVE VFD	4,166.67	CHK	
MAIN	27288	05/08/2018	POTETZ HOME CENTER	985.90	CHK	
MAIN	27289	05/08/2018	POTETZ HOME CENTER	153.33	CHK	
MAIN	27290	05/08/2018	PRODUCTION EQUIPMENT SUPPLY C	485.52	CHK	
MAIN	27291	05/08/2018	QUILL	2,323.39	CHK	
MAIN	27292	05/08/2018	R.B. EVERETT & COMPANY	5,350.00	CHK	
MAIN	27293	05/08/2018	READYREFRESH	136.68	CHK	
MAIN	27294	05/08/2018	REBA A. EICHELBERGER	1,225.00	CHK	
MAIN	27295	05/08/2018	REPUBLIC SERVICES, INC.	26,945.00	CHK	
MAIN	27296	05/08/2018	ROLONDRIA WEBB	54.61	CHK	
MAIN	27297	05/08/2018	RONDA POLING	44.20	CHK	
MAIN	27298	05/08/2018	ROSS REPORTING SERVICES. INC	121.50	CHK	
MAIN	27299	05/08/2018	ROY FLORA	418.02	CHK	
MAIN	27300	05/08/2018	SARAH ELLIS IVERSON	575.00	CHK	
MAIN	27301	05/08/2018	SCOTT PAWGAN	450.00	CHK	
MAIN	27302	05/08/2018	SELF & HOANG, PLLC	1,800.00	CHK	
MAIN	27303	05/08/2018	SHECO	113.75	CHK	
MAIN	27304	05/08/2018	SHOPPA'S	845.45	CHK	
MAIN	27305	05/08/2018	SIERRA SPRINGS	32.49	CHK	
MAIN	27306	05/08/2018	SMART MATERIALS, INC.	400.00	CHK	
MAIN	27307	05/08/2018	SMITH'S AUTO ELECTRIC	100.00	CHK	
MAIN	27308	05/08/2018	SOUTH LIBERTY CO. HAZARDOUS	2,916.67	CHK	
MAIN	27309	05/08/2018	SOUTHERN TIRE MART, LLC	3,778.04	CHK	
MAIN	27310	05/08/2018	STATE BAR OF TEXAS	98.00	CHK	
MAIN	27311	05/08/2018	STATE CHEMICAL MFG. CO.	295.37	CHK	
MAIN	27312	05/08/2018	STEPHANIE GROSS	1,207.27	CHK	
MAIN	27313	05/08/2018	STERLING FUNERAL HOME	800.00	CHK	
MAIN	27314	05/08/2018	T & T TIRE SERVICE	115.00	CHK	
MAIN	27315	05/08/2018	TARKINGTON VFD	6,833.33	CHK	
MAIN	27316	05/08/2018	TARKINGTON WATER SUPPLY CORP.	45.95	CHK	
MAIN	27317	05/08/2018	TCEQ	190.00	CHK	
MAIN	27318	05/08/2018	TERRY DENISE BACON	300.00	CHK	
MAIN	27319	05/08/2018	TEXAS JUSTICE COURT TRAINING	150.00	CHK	
MAIN	27320	05/08/2018	TEXAS SECURITY SHREDDING	410.00	CHK	
MAIN	27321	05/08/2018	TREY MCCONNELL	91.00	CHK	
MAIN	27322	05/08/2018	TRINITY MATERIAL, INC.	729.82	CHK	
MAIN	27323	05/08/2018	TRINITY VALLEY TRACTORS, INC.	2,607.50	CHK	
MAIN	27324	05/08/2018	TURNER LEGAL GROUP	1,500.00	CHK	
MAIN	27325	05/08/2018	U T M B	56.08	CHK	

Bank Account	Check Number	Check Date	Payee	Amount	Type	Voided
MAIN	27326	05/08/2018	U.S. MOWERS	236.72	CHK	
MAIN	27327	05/08/2018	UTMB	288.12	CHK	
MAIN	27328	05/08/2018	VERIZON WIRELESS	3,740.91	CHK	
MAIN	27329	05/08/2018	VFW	1,200.00	CHK	
MAIN	27330	05/08/2018	VOYAGER FLEET SYSTEMS, INC.	1,734.46	CHK	
MAIN	27331	05/08/2018	WASTE MANAGEMENT	380.00	CHK	
MAIN	27332	05/08/2018	WELLONA ROBERTSON	520.67	CHK	
MAIN	27333	05/08/2018	WEST GROUP PAYMENT CENTER	2,203.52	CHK	
MAIN	27334	05/08/2018	WEST HOUSTON RADIOLOGY ASSOCIA	444.81	CHK	
MAIN	27335	05/08/2018	WESTLAKE VFD	583.33	CHK	
MAIN	27336	05/08/2018	WEX BANK	25,219.65	CHK	
MAIN	27337	05/08/2018	WHITENER ENTERPRISES INC.	422.19	CHK	
MAIN	27338	05/08/2018	WHITENERS-DAYTON	84.08	CHK	
MAIN	27339	05/08/2018	WILLIE T'S AUTO REPAIR	1,740.00	CHK	
MAIN	27340	05/08/2018	WOODPECKER VFD	1,000.00	CHK	
MAIN	27341	05/08/2018	XEROX CORPORATION	1,285.52	CHK	
MAIN	27342	05/10/2018	LIBERTY CO TAX OFC	60.00	CHK	
MAIN	27343	05/15/2018	HARTFORD LIFE INSURANCE COMPAN	96.20	CHK	
MAIN	27344	05/15/2018	LIBERTY CO TEACHER CRED UNION	2,579.18	CHK	
MAIN	27345	05/15/2018	LIBERTY COUNTY INSURANCE & BEN	239,932.70	CHK	
MAIN	27346	05/15/2018	LIBERTY COUNTY PAYROLL	6,439.42	CHK	
MAIN	27347	05/15/2018	LIBERTY COUNTY PAYROLL	4,703.98	CHK	
MAIN	27348	05/15/2018	LIBERTY COUNTY PAYROLL	100.00	CHK	
MAIN	27349	05/15/2018	LIBERTY COUNTY PAYROLL CLEARIN	85,367.48	CHK	
MAIN	27350	05/15/2018	LIBERTY COUNTY PAYROLL CLEARIN	19,964.88	CHK	
MAIN	27351	05/15/2018	LIBERTY COUNTY PAYROLL CLEARIN	57,413.78	CHK	
MAIN	27352	05/15/2018	LIBERTY COUNTY PAYROLL CLEARIN	516,766.07	CHK	
MAIN	27353	05/15/2018	NATIONWIDE RETIREMENT SOLUTION	890.00	CHK	
MAIN	27354	05/15/2018	SOCIAL SECURITY ADMINISTRATION	172.78	CHK	
MAIN	27355	05/15/2018	THE HARTFORD	838.00	CHK	
MAIN	27356	05/15/2018	VALIC C/O JP MORGAN CHASE	721.00	CHK	
MAIN	27357	05/14/2018	W. E. JUPE & CO.	4,200.00	CHK	
MAIN	27358	05/16/2018	QUILL	59.98	CHK	
MAIN	27359	05/16/2018	KELLY SEMIEN	405.68	CHK	
MAIN	27360	05/16/2018	MOLLY K. MCADAMS	454.17	CHK	
MAIN	27361	05/16/2018	ALICIA MARIE WASHINGTON	20.00	CHK	
MAIN	27362	05/16/2018	PALAIS ROYAL	151.00	CHK	
MAIN	27363	05/16/2018	MICHAEL HUMPHREY	164.00	CHK	
MAIN	27364	05/16/2018	JODIE JONES	356.00	CHK	
MAIN	27365	05/16/2018	DOLLAR GENERAL STORE	100.00	CHK	
MAIN	27366	05/16/2018	MILAM DISCOUNT TIRE	258.00	CHK	
MAIN	27367	05/16/2018	WESTERN AUTO ASSOCIATE STORE	800.00	CHK	
MAIN	27368	05/16/2018	DAYTON CHECK CASHING	27.00	CHK	
MAIN	27369	05/16/2018	WALMART STORE #1186	110.00	CHK	
MAIN	27370	05/16/2018	TEXAS DEPT. OF PUBLIC SAFETY	152.00	CHK	
MAIN	27371	05/21/2018	LIBERTY CO TAX OFC	7.50	CHK	
MAIN	27372	05/22/2018	CLERK, SUPREME COURT	300.00	CHK	
MAIN	27373	05/22/2018	CLERK, SUPREME COURT	330.00	CHK	
MAIN	27374	05/22/2018	LIBERTY COUNTY DISTRICT CLERK	480.00	CHK	
MAIN	27375	05/22/2018	LIBERTY COUNTY DISTRICT CLERK	420.00	CHK	
MAIN	27376	05/22/2018	LIBERTY COUNTY DISTRICT CLERK	960.00	CHK	
MAIN	27377	05/22/2018	LIBERTY COUNTY DISTRICT CLERK	480.00	CHK	

Bank Account	Check Number	Check Date	Payee	Amount	Type	Voided
MAIN	27378	05/22/2018	LIBERTY COUNTY DISTRICT CLERK	480.00	CHK	
MAIN	27379	05/22/2018	LIBERTY COUNTY DISTRICT CLERK	480.00	CHK	
MAIN	27380	05/22/2018	OFFICE DEPOT	106.95	CHK	
MAIN	27381	05/22/2018	QUILL	196.88	CHK	
MAIN	27382	05/22/2018	QUILL	18.94	CHK	
MAIN	27383	05/22/2018	READYREFRESH	59.90	CHK	
MAIN	27384	05/22/2018	SIERRA SPRINGS	100.57	CHK	
MAIN	27385	05/22/2018	SIERRA SPRINGS	32.49	CHK	
MAIN	27386	05/22/2018	SOUTHEAST TEXAS WATER	22.85	CHK	
MAIN	27387	05/22/2018	TRANS UNION RISK & ALTERNATIVE	25.00	CHK	
MAIN	27388	05/22/2018	TRANS UNION RISK & ALTERNATIVE	280.90	CHK	
MAIN	27389	05/22/2018	VERIZON WIRELESS	79.01	CHK	
MAIN	27390	05/22/2018	A T & T	73.05	CHK	
MAIN	27391	05/22/2018	A-1 TEL-COM SECURITY	4,354.88	CHK	
MAIN	27392	05/22/2018	ADRIAN DRIVER	61.04	CHK	
MAIN	27393	05/22/2018	AKIN'S AUTO & SERVICE CENTER	1,787.21	CHK	
MAIN	27394	05/22/2018	ALERT	80.00	CHK	
MAIN	27395	05/22/2018	ALLIED ELEVATOR	300.00	CHK	
MAIN	27396	05/22/2018	ALLISON TROUSDALE	2,700.00	CHK	
MAIN	27397	05/22/2018	AMERICAN INDUSTRIAL - CLEVELAN	54.00	CHK	
MAIN	27398	05/22/2018	AMERICAN SCREENING CORP.	241.00	CHK	
MAIN	27399	05/22/2018	AMERICAN TIRE DISTRIBUTOR	497.60	CHK	
MAIN	27400	05/22/2018	ANDRES FERNANDEZ-DIAZ	1,800.00	CHK	
MAIN	27401	05/22/2018	ANGELA MASELLI	66.00	CHK	
MAIN	27402	05/22/2018	ANNETTE BALDWIN	665.72	CHK	
MAIN	27403	05/22/2018	ARMADILLO PRINTING & GRAPHICS	205.95	CHK	
MAIN	27404	05/22/2018	AT & T	159.65	CHK	
MAIN	27405	05/22/2018	AT&T	2,098.01	CHK	
MAIN	27406	05/22/2018	B J FORD-MERCURY CO	273.07	CHK	
MAIN	27407	05/22/2018	BAILEY'S HOUSE OF GUNS, INC	2,941.27	CHK	
MAIN	27408	05/22/2018	BETTY EDWARDS	45.78	CHK	
MAIN	27409	05/22/2018	BLUE TARP FINANCIAL	1,710.39	CHK	
MAIN	27410	05/22/2018	BRIAN BORTZ	224.00	CHK	
MAIN	27411	05/22/2018	BROOKSHIRE BROS LTD.	120.95	CHK	
MAIN	27412	05/22/2018	BURR RIDGE FENCE CO.	21,495.00	CHK	
MAIN	27413	05/22/2018	C & M HOUSING	2,500.00	CHK	
MAIN	27414	05/22/2018	CANON FINANCIAL SERVICES	337.82	CHK	
MAIN	27415	05/22/2018	CAP FLEET UPFITTERS	608.49	CHK	
MAIN	27416	05/22/2018	CASA DON BONI	241.63	CHK	
MAIN	27417	05/22/2018	CDW-G	1,243.42	CHK	
MAIN	27418	05/22/2018	CENTERPOINT ENERGY ENTEX	133.25	CHK	
MAIN	27419	05/22/2018	CENTURY ASPHALT	21,339.73	CHK	
MAIN	27420	05/22/2018	CENTURY II PRINTING	444.39	CHK	
MAIN	27421	05/22/2018	CERTIFIED LABORATORIES	860.85	CHK	
MAIN	27422	05/22/2018	CHAD WAYNE ETHERIDGE	450.00	CHK	
MAIN	27423	05/22/2018	CHEROKEE COUNTY CLERK	854.00	CHK	
MAIN	27424	05/22/2018	CHI ST LUKE'S HEALTH MEMORIAL	385.15	CHK	
MAIN	27425	05/22/2018	CIARA B. TANNER	5,475.00	CHK	
MAIN	27426	05/22/2018	CINTAS CORPORATION NO. 2	40.79	CHK	
MAIN	27427	05/22/2018	CIRCLE H. GENERAL STORE	198.60	CHK	
MAIN	27428	05/22/2018	CITY OF LIBERTY	7,928.56	CHK	
MAIN	27429	05/22/2018	CLAWSON'S COPY SHOPPE	437.00	CHK	

Bank Account	Check Number	Check Date	Payee	Amount	Type	Voided
MAIN	27430	05/22/2018	CLEVELAND ASPHALT	17,873.78	CHK	
MAIN	27431	05/22/2018	CLIFTON V. SMITH COURT REPORT	2,369.00	CHK	
MAIN	27432	05/22/2018	COMCAST	831.20	CHK	
MAIN	27433	05/22/2018	COMPUTER SOLUTIONS	825.00	CHK	
MAIN	27434	05/22/2018	COMPUTER TUNE-UP SERVICES	8,750.00	CHK	
MAIN	27435	05/22/2018	CORRECTIONS SOFTWARE SOLUTIONS	450.00	CHK	
MAIN	27436	05/22/2018	CRYSTAL MAGEE	1,210.00	CHK	
MAIN	27437	05/22/2018	DAN BRADLEY	1,350.00	CHK	
MAIN	27438	05/22/2018	DAVID HUNTER	224.00	CHK	
MAIN	27439	05/22/2018	DAYTON ELECTRIC CO.	972.30	CHK	
MAIN	27440	05/22/2018	DE LAGE LANDEN FINANCIAL SVCS,	1,051.25	CHK	
MAIN	27441	05/22/2018	DONNA BROWN	1,200.08	CHK	
MAIN	27442	05/22/2018	DOWIES ELECTRIC	2,220.55	CHK	
MAIN	27443	05/22/2018	DWAYNE GOTT	944.46	CHK	
MAIN	27444	05/22/2018	ELIZABETH E. COKER	3,150.00	CHK	
MAIN	27445	05/22/2018	ENERGY	1,601.26	CHK	
MAIN	27446	05/22/2018	ESS OF SOUTH TEXAS, LLC	277.54	CHK	
MAIN	27447	05/22/2018	EUGENE HONG	3,760.00	CHK	
MAIN	27448	05/22/2018	EXPRESS LUBE OF LIBERTY	44.45	CHK	
MAIN	27449	05/22/2018	F M M S HOLDINGS OF TEXAS, LLC	13,650.00	CHK	
MAIN	27450	05/22/2018	F.A. RIPP'S TIRE CENTER	97.96	CHK	
MAIN	27451	05/22/2018	FARRAH F. HARPER	3,075.00	CHK	
MAIN	27452	05/22/2018	FRED MAJORS	603.55	CHK	
MAIN	27453	05/22/2018	FREDDY'S AUTO REPAIR	798.80	CHK	
MAIN	27454	05/22/2018	FRONTIER COMMUNICATIONS	767.89	CHK	
MAIN	27455	05/22/2018	G & K SERVICES	714.20	CHK	
MAIN	27456	05/22/2018	GALLS, LLC	553.00	CHK	
MAIN	27457	05/22/2018	GATE'S SALES	171.40	CHK	
MAIN	27458	05/22/2018	GEO CORRECTIONS AND DETENTION,	282,956.07	CHK	
MAIN	27459	05/22/2018	GULF STATES MATERIAL, INC.	14,843.47	CHK	
MAIN	27460	05/22/2018	HALL,RADER & ASSOCIATES	50.00	CHK	
MAIN	27461	05/22/2018	HALLSIGNS	960.05	CHK	
MAIN	27462	05/22/2018	HARDIN VFD	12.00	CHK	
MAIN	27463	05/22/2018	HARRIS COUNTY TREASURER	209.52	CHK	
MAIN	27464	05/22/2018	HEAD & GUILD	2,102.50	CHK	
MAIN	27465	05/22/2018	HEALTH CENTER OF SOUTHEAST TEX	137.92	CHK	
MAIN	27466	05/22/2018	HELENA CHEMICAL	1,174.80	CHK	
MAIN	27467	05/22/2018	HERBERT J. CHOPANE	50.00	CHK	
MAIN	27468	05/22/2018	HOMETOWN TIRE & AUTO	1,058.97	CHK	
MAIN	27469	05/22/2018	HOPE CROSS	50.14	CHK	
MAIN	27470	05/22/2018	HOUSTON RADIOLOGY ASSOCIATES	69.50	CHK	
MAIN	27471	05/22/2018	INDIGENT HEALTHCARE SOLUTIONS	2,414.00	CHK	
MAIN	27472	05/22/2018	J & J GENERATOR SERVICE LLC	268.50	CHK	
MAIN	27473	05/22/2018	JAIME CARTER	2,125.00	CHK	
MAIN	27474	05/22/2018	JAMES M. GOTT	2,200.00	CHK	
MAIN	27475	05/22/2018	JAX	131.80	CHK	
MAIN	27476	05/22/2018	JENNY MINTER	74.37	CHK	
MAIN	27477	05/22/2018	JO ANNE LEGER	225.00	CHK	
MAIN	27478	05/22/2018	JOHN J. HEBERT DIST. INC.	13,902.90	CHK	
MAIN	27479	05/22/2018	JOHN TUCKER	24.99	CHK	
MAIN	27480	05/22/2018	JOY PARKER	526.22	CHK	
MAIN	27481	05/22/2018	KAREN REITER	7.50	CHK	

Bank Account	Check Number	Check Date	Payee	Amount	Type	Voided
MAIN	27482	05/22/2018	KAYLA HERRINGTON	4,305.00	CHK	
MAIN	27483	05/22/2018	KEATON D. KIRKWOOD	1,280.00	CHK	
MAIN	27484	05/22/2018	KIM HARRIS-CO. TREASURER	388.15	CHK	
MAIN	27485	05/22/2018	KING RANCH EMERGENCY PHYS, PLL	98.98	CHK	
MAIN	27486	05/22/2018	KONICA MINOLTA BUSINESS SOLUTI	307.37	CHK	
MAIN	27487	05/22/2018	LAW ENFORCEMENT TARGETS, INC.	1,687.09	CHK	
MAIN	27488	05/22/2018	LAWMAN'S UNIFORM & EQUIP., CO.	850.89	CHK	
MAIN	27489	05/22/2018	LES HULSEY	828.99	CHK	
MAIN	27490	05/22/2018	LETICIA LONGMILES	300.00	CHK	
MAIN	27491	05/22/2018	LEVEL 3 COMMUNICATIONS, LLC	12,186.73	CHK	
MAIN	27492	05/22/2018	LIBERTY CO CAD	226,420.83	CHK	
MAIN	27493	05/22/2018	LIBERTY MEDICAL SURGICAL CLINI	152.00	CHK	
MAIN	27494	05/22/2018	LIBERTY/DAYTON HOSPITAL	797.78	CHK	
MAIN	27495	05/22/2018	LINDA LEONARD	844.08	CHK	
MAIN	27496	05/22/2018	LISA O'BANNON	500.00	CHK	
MAIN	27497	05/22/2018	LOGIX COMMUNICATIONS	850.09	CHK	
MAIN	27498	05/22/2018	LOWE'S TIRE CENTER	160.00	CHK	
MAIN	27499	05/22/2018	LT'S GARBAGE SERVICE	201.40	CHK	
MAIN	27500	05/22/2018	M & M AUTOMOTIVE	404.13	CHK	
MAIN	27501	05/22/2018	MARK BEAUSOLEIL	450.00	CHK	
MAIN	27502	05/22/2018	MARTIN MARIETTA MATERIALS	14,712.78	CHK	
MAIN	27503	05/22/2018	MCCOY'S	311.21	CHK	
MAIN	27504	05/22/2018	MHHS HERMANN HOSPITAL	7,760.93	CHK	
MAIN	27505	05/22/2018	MICHELLE MANGUM-MERENDINO	2,400.00	CHK	
MAIN	27506	05/22/2018	MILAM DISCOUNT TIRE	1,988.80	CHK	
MAIN	27507	05/22/2018	MONARCH UTILITIES, INC.	184.20	CHK	
MAIN	27508	05/22/2018	MONTGOMERY COUNTY JUVENILE DEP	1,300.00	CHK	
MAIN	27509	05/22/2018	NOVROZSKY'S HAMBURGERS	163.21	CHK	
MAIN	27510	05/22/2018	O'REILLY AUTOMOTIVE STORES, IN	5,534.02	CHK	
MAIN	27511	05/22/2018	OFFICE DEPOT	3,109.71	CHK	
MAIN	27512	05/22/2018	PACE STANCIL FUNERAL HOME	295.00	CHK	
MAIN	27513	05/22/2018	PACE-STANCIL FUNERAL HOME	676.00	CHK	
MAIN	27514	05/22/2018	PEGGY THRASHER	540.40	CHK	
MAIN	27515	05/22/2018	PERFORMANCE TRUCK	469.00	CHK	
MAIN	27516	05/22/2018	PLATINUM COPIER SOLUTIONS, LLC	1,326.70	CHK	
MAIN	27517	05/22/2018	POTETZ HOME CENTER	147.05	CHK	
MAIN	27518	05/22/2018	POTETZ HOME CENTER	227.00	CHK	
MAIN	27519	05/22/2018	PRECISE SAFETY & CONSULTING, I	115.00	CHK	
MAIN	27520	05/22/2018	PRODUCTION EQUIPMENT SUPPLY C	387.56	CHK	
MAIN	27521	05/22/2018	PUBLIC AGENCY TRAINING COUNCIL	325.00	CHK	
MAIN	27522	05/22/2018	QUEST DIAGNOSTIC	226.52	CHK	
MAIN	27523	05/22/2018	QUILL	1,448.55	CHK	
MAIN	27524	05/22/2018	R.B. EVERETT & COMPANY	552.42	CHK	
MAIN	27525	05/22/2018	RAKE SALES	358.12	CHK	
MAIN	27526	05/22/2018	RANDY HUMBER	12.93	CHK	
MAIN	27527	05/22/2018	READYREFRESH	45.20	CHK	
MAIN	27528	05/22/2018	REAGAN QUALITY LAMPS, INC.	237.00	CHK	
MAIN	27529	05/22/2018	REBA A. EICHELBERGER	1,975.00	CHK	
MAIN	27530	05/22/2018	RED RIVER SPECIALTIES INC.	185.18	CHK	
MAIN	27531	05/22/2018	REPUBLIC SERVICES, INC.	36,775.77	CHK	
MAIN	27532	05/22/2018	RICHARD WATSON	1,595.00	CHK	
MAIN	27533	05/22/2018	ROGER CHRISCO	300.00	CHK	

Bank Account	Check Number	Check Date	Payee	Amount	Type	Voided
MAIN	27534	05/22/2018	SAN JACINTO EMERGENCY PHYSICIA	98.98	CHK	
MAIN	27535	05/22/2018	SARAH ELLIS IVERSON	2,600.00	CHK	
MAIN	27536	05/22/2018	SCOTT-MERRIMAN, INC.	364.18	CHK	
MAIN	27537	05/22/2018	SCRIPT CARE, LTD	745.93	CHK	
MAIN	27538	05/22/2018	SETRAC	230.00	CHK	
MAIN	27539	05/22/2018	SHECO	63.15	CHK	
MAIN	27540	05/22/2018	SHELBEIGH DRAKE	56.71	CHK	
MAIN	27541	05/22/2018	SHELIA RAY	30.54	CHK	
MAIN	27542	05/22/2018	SOUTHEAST TEXAS WATER	109.45	CHK	
MAIN	27543	05/22/2018	SOUTHERN CRUSHED CONCRETE, LLC	1,105.85	CHK	
MAIN	27544	05/22/2018	SOUTHERN TIRE MART, LLC	3,017.63	CHK	
MAIN	27545	05/22/2018	STERLING FUNERAL HOME	400.00	CHK	
MAIN	27546	05/22/2018	T & T TIRE SERVICE	145.00	CHK	
MAIN	27547	05/22/2018	TAC	180.00	CHK	
MAIN	27548	05/22/2018	TEXAS FACILITIES COMMISSION	34,129.00	CHK	
MAIN	27549	05/22/2018	TEXAS PARKS & WILDLIFE	369.15	CHK	
MAIN	27550	05/22/2018	TIFFANY SLANKARD	686.72	CHK	
MAIN	27551	05/22/2018	TOM ABBATE	450.00	CHK	
MAIN	27552	05/22/2018	TRAVELERS	309.00	CHK	
MAIN	27553	05/22/2018	TREY MCCONNELL	91.00	CHK	
MAIN	27554	05/22/2018	TRINITY GLASS & MIRROR CO.	101.30	CHK	
MAIN	27555	05/22/2018	TRINITY MATERIAL, INC.	907.79	CHK	
MAIN	27556	05/22/2018	TRINITY VALLEY TRACTORS, INC.	314.98	CHK	
MAIN	27557	05/22/2018	TURNER LEGAL GROUP	600.00	CHK	
MAIN	27558	05/22/2018	TX. COMMISSION ON LAW ENFORCEM	35.00	CHK	
MAIN	27559	05/22/2018	TX. DEPT. OF STATE HEALTH SERV	417.24	CHK	
MAIN	27560	05/22/2018	TX. WILDLIFE DAMAGE MGT. FD.	3,200.00	CHK	
MAIN	27561	05/22/2018	VERIZON WIRELESS	1,525.61	CHK	
MAIN	27562	05/22/2018	VINDICATOR & PROGRESS	174.50	CHK	
MAIN	27563	05/22/2018	WALLER COUNTY ASPHALT	2,728.03	CHK	
MAIN	27564	05/22/2018	WASTE MANAGEMENT	4,265.60	CHK	
MAIN	27565	05/22/2018	WAY SERVICE LTD	5,005.00	CHK	
MAIN	27566	05/22/2018	WEST GROUP PAYMENT CENTER	1,893.90	CHK	
MAIN	27567	05/22/2018	WESTERN AUTO ASSOCIATE STORE	64.73	CHK	
MAIN	27568	05/22/2018	WHITENER ENTERPRISES INC.	12,436.66	CHK	
MAIN	27569	05/22/2018	WHITENERS-DAYTON	467.17	CHK	
MAIN	27570	05/22/2018	WILLIAMSON LP GAS, INC.	27.60	CHK	
MAIN	27571	05/22/2018	XEROX CORPORATION	2,059.09	CHK	
MAIN	27572	05/22/2018	JURY CHECK	80.00	CHK	
MAIN	27573	05/22/2018	JURY CHECK	80.00	CHK	
MAIN	27574	05/22/2018	JURY CHECK	80.00	CHK	
MAIN	27575	05/22/2018	JURY CHECK	80.00	CHK	
MAIN	27576	05/22/2018	JURY CHECK	80.00	CHK	
MAIN	27577	05/22/2018	JURY CHECK	80.00	CHK	
MAIN	27578	05/22/2018	JURY CHECK	80.00	CHK	
MAIN	27579	05/22/2018	JURY CHECK	80.00	CHK	
MAIN	27580	05/22/2018	JURY CHECK	80.00	CHK	
MAIN	27581	05/22/2018	JURY CHECK	80.00	CHK	
MAIN	27582	05/22/2018	JURY CHECK	80.00	CHK	
MAIN	27583	05/22/2018	JURY CHECK	80.00	CHK	
MAIN	27584	05/22/2018	JURY CHECK	120.00	CHK	
MAIN	27585	05/22/2018	JURY CHECK	120.00	CHK	

Bank Account	Check Number	Check Date	Payee	Amount	Type	Voided
MAIN	27586	05/22/2018	JURY CHECK	120.00	CHK	
MAIN	27587	05/22/2018	JURY CHECK	120.00	CHK	
MAIN	27588	05/22/2018	JURY CHECK	80.00	CHK	
MAIN	27589	05/22/2018	JURY CHECK	120.00	CHK	
MAIN	27590	05/22/2018	JURY CHECK	120.00	CHK	
MAIN	27591	05/22/2018	JURY CHECK	120.00	CHK	
MAIN	27592	05/22/2018	JURY CHECK	120.00	CHK	
MAIN	27593	05/22/2018	JURY CHECK	120.00	CHK	
MAIN	27594	05/22/2018	JURY CHECK	120.00	CHK	
MAIN	27595	05/22/2018	JURY CHECK	120.00	CHK	
MAIN	27596	05/22/2018	JURY CHECK	120.00	CHK	
MAIN	27597	05/22/2018	LOPEZ ROOFING & CONSTRUCTION	21,250.00	CHK	
MAIN	27598	05/31/2018	AFLAC	14,173.73	CHK	
MAIN	27599	05/31/2018	HARTFORD LIFE INSURANCE COMPAN	96.20	CHK	
MAIN	27600	05/31/2018	LEGALSHIELD	15.94	CHK	
MAIN	27601	05/31/2018	LIBERTY CO TEACHER CRED UNION	2,604.18	CHK	
MAIN	27602	05/31/2018	LIBERTY COUNTY BENEFITS & INSU	8,669.19	CHK	
MAIN	27603	05/31/2018	LIBERTY COUNTY INSURANCE & BEN	238,275.90	CHK	
MAIN	27604	05/31/2018	LIBERTY COUNTY PAYROLL	6,397.75	CHK	
MAIN	27605	05/31/2018	LIBERTY COUNTY PAYROLL	4,703.98	CHK	
MAIN	27606	05/31/2018	LIBERTY COUNTY PAYROLL	100.00	CHK	
MAIN	27607	05/31/2018	LIBERTY COUNTY PAYROLL CLEARIN	344,108.08	CHK	
MAIN	27608	05/31/2018	LIBERTY COUNTY PAYROLL CLEARIN	80,907.40	CHK	
MAIN	27609	05/31/2018	LIBERTY COUNTY PAYROLL CLEARIN	18,921.84	CHK	
MAIN	27610	05/31/2018	LIBERTY COUNTY PAYROLL CLEARIN	53,807.45	CHK	
MAIN	27611	05/31/2018	LIBERTY COUNTY PAYROLL CLEARIN	489,470.32	CHK	
MAIN	27612	05/31/2018	NATIONWIDE RETIREMENT SOLUTION	735.00	CHK	
MAIN	27613	05/31/2018	THE HARTFORD	838.00	CHK	
MAIN	27614	05/31/2018	VALIC C/O JP MORGAN CHASE	721.00	CHK	
MAIN	27615	05/31/2018	WILLIAM HERGEMUELLER	436.00	CHK	

* INDICATES A GAP IN CHECK # SEQUENCE

3 TOTAL VOIDED CHECKS	507.35
495 TOTAL CHECKS	3,617,729.52
0 TOTAL ELECTONIC PAYMENTS	0.00
0 TOTAL PAYROLL CHECKS	0.00
0 TOTAL ACH TRANSACTIONS	0.00

495 TOTAL ALL CHECKS	3,617,729.52