

AFFIDAVIT

**THE STATE OF TEXAS  
COUNTY OF LIBERTY**

**RE: Monthly Report of the County Treasurer, For the Month Ended July 31, 2016**

The Monthly Report of the County Treasurer includes, but is not limited to, money received and disbursed; debts due to and owed by the county; and all other proceedings in the Treasurer's office that pertain to the financial standing of Liberty County. [LGC §114.026(a)(b)]


The County Treasurer's books and the Auditor's general ledger agree. The bank statements have been reconciled and any adjustments have been noted. This affidavit must state the amount of the cash and other assets that are in the custody of the County Treasurer at the time of examination. [LGC §114.026(d)]

**TOTAL CASH AND INVESTMENTS HELD BY THE TREASURER ON JULY 31, 2016**

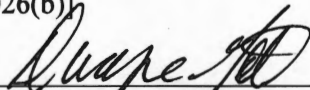
**\$26,653,444.24**

Therefore, Kim Harris, Liberty County Treasurer, who being fully sworn, upon oath states that the aforementioned monthly report is true and correct to the best of her knowledge.


Filed with accompanying reports this, the 27<sup>th</sup> day of September, 2016.

  
\_\_\_\_\_  
**Kim Harris, CPA, Liberty County Treasurer**

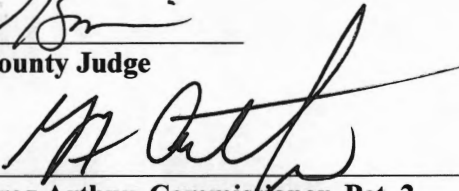
The Monthly Report of the County Treasurer has been submitted for audit. The cash balances agree with the records of the County Auditor, as reconciled. [LGC §114.026(b)]


  
\_\_\_\_\_  
**Dwayne Gott, CPA, Liberty County Auditor**


At the regular meeting of the Commissioners' Court on September 27, 2016, Kim Harris, Liberty County Treasurer, presented the Treasurer's Report for the month ended July 31, 2016 for the inspection of the court. After reviewing the Treasurer's Report and having taken reasonable steps to ensure its accuracy, we, the undersigned members of the court, hereby approve the report, subject to independent auditors' review. We hereby affirm that the report complies with the statutes as referenced, and request that it be filed with the official minutes of this meeting. [LGC §114.026(c) and (d)]

  
\_\_\_\_\_  
**Jay Knight, County Judge**

  
\_\_\_\_\_  
**Mike McCarty, Commissioner, Pct. 1**

  
\_\_\_\_\_  
**Greg Arthur, Commissioner, Pct. 2**

  
\_\_\_\_\_  
**Eddie Lowery, Commissioner, Pct. 3**

  
\_\_\_\_\_  
**Leon Wilson, Commissioner, Pct. 4**

***Monthly Report of County Treasurer  
For the Month Ended July 31, 2016***

***Prepared and submitted by Kim Harris, CPA  
Liberty County Treasurer***

## **Section 1 – Cash Flow**

### **Statement of Cash Receipts and Disbursements**

***Monthly Report of County Treasurer***  
***Prepared by Kim Harris, CPA, Liberty County Treasurer***

**Index to Report**

	<u>Page</u>
<b><u>Section 1 - Cash Flow</u></b>	
<b>Statement of Cash Receipts and Disbursements</b>	
General Fund	1 - 3
Special Funds	4
<b>Bank Collateral</b>	
First Liberty National Bank	5
Prosperity Bank	6
<b>Bond Indebtedness</b>	7
<b><u>Section 2 - Investments</u></b>	8
<b><u>Section 3 - Benefits &amp; Insurance</u></b>	9
<b><u>Section 4 - Receipt Register</u></b>	10-22
<b><u>Section 5 - Leave Liability Report</u></b>	23-37

**Liberty County, Texas - General Fund**  
**Combined Statement of Cash Receipts and Disbursements**  
**For the Month Ended July 31, 2016**

<u>Account Name</u>	<u>Balance 6/30/2016</u>	<u>Cash Receipts</u>	<u>Cash Disbursements</u>	<u>Balance 7/31/2016</u>
<b><u>GENERAL FUND</u></b>				
Cash	12,484,369.68	1,019,729.14	(2,328,705.01)	11,175,393.81
<b><u>DISTRICT ATTORNEY FUND</u></b>				
Cash	41,462.00	3,615.14	(1,048.60)	44,028.54
<b><u>DISTRICT ATTORNEY PROGRAMS</u></b>				
Cash - Special Investigative	522,418.03	80,238.80	(85.00)	602,571.83
Cash - Welfare Fraud	1,736.85	0.00	0.00	1,736.85
Cash - Crime Prevention	199.30	0.00	0.00	199.30
	<u>524,354.18</u>	<u>80,238.80</u>	<u>(85.00)</u>	<u>604,507.98</u>
<b><u>ROAD &amp; BRIDGE FUND</u></b>				
Cash	4,145,295.90	195,142.06	(527,585.52)	3,812,852.44
<b><u>CHILD CRIMES SPEC. INV. GRANT</u></b>				
Cash	23,571.98	7,869.03	(13,236.84)	18,204.17
<b><u>VICTIMS ASSISTANCE COORDINATOR</u></b>				
Cash	(9,695.91)	13,630.23	(5,565.55)	(1,631.23)
<b><u>LAND ACQUISITION ROW</u></b>				
Cash	1,158,828.63	27,370.00	(22,138.51)	1,164,060.12
<b><u>ELECTION SERVICE CONTRACT</u></b>				
Cash	26,594.13	0.00	0.00	26,594.13
<b><u>RECORDS MANAGEMENT - COUNTY CLERK</u></b>				
Cash	381,983.85	17,360.00	0.00	399,343.85
<b><u>DISTRICT CLERK - TDCJ ACCOUNT</u></b>				
Cash	16,448.37	0.00	0.00	16,448.37
<b><u>LAW LIBRARY FUND</u></b>				
Cash	3,817.97	3,324.00	(115.67)	7,026.30
<b><u>JP TECHNOLOGY FUND</u></b>				
Cash	151,795.76	1,610.40	(683.84)	152,722.32
<b><u>CO. &amp; DIST. CLERK TECHNOLOGY</u></b>				
Cash	13,834.64	121.33	0.00	13,955.97
<b><u>COURT RECORD PRESERVATION</u></b>				
Cash	72,884.00	1,000.00	0.00	73,884.00
<b><u>CSCD - CIVIL FEES</u></b>				
Cash	29,970.13	2,643.45	(7,002.64)	25,610.94
<b><u>CO. ATTY. - PRE-TRIAL DIVERSION</u></b>				
Cash	216,338.03	3,800.00	0.00	220,138.03
<b><u>HOMELAND SECURITY PROGRAM</u></b>				
Cash	59,789.80	0.00	(34,222.15)	25,567.65

**Liberty County, Texas - General Fund**  
**Combined Statement of Cash Receipts and Disbursements**  
**For the Month Ended July 31, 2016**

<u>Account Name</u>	<u>Balance 6/30/2016</u>	<u>Cash Receipts</u>	<u>Cash Disbursements</u>	<u>Balance 7/31/2016</u>
<b><u>ADULT GANG INVESTIGATOR GRANT</u></b>				
Cash	(19,556.21)	17,244.08	(8,772.61)	(11,084.74)
<b><u>DISTRICT CLERK CHILD SUPPORT</u></b>				
Cash	33,891.67	1,367.52	(4,410.29)	30,848.90
<b><u>SECURITY FEE</u></b>				
Cash	93,710.89	4,078.21	(5,172.42)	92,616.68
<b><u>DISTRICT CLERK RECORDS MANAGEMENT</u></b>				
Cash	42,674.79	1,082.32	(695.38)	43,061.73
<b><u>COMMISSIONER'S COURT RECORDS MANAGEMENT</u></b>				
Cash	289,554.85	1,437.87	(360.00)	290,632.72
<b><u>CONSTABLES FORFEITURE FUND</u></b>				
Cash	33,600.74	0.00	0.00	33,600.74
<b><u>COUNTY SHERIFF</u></b>				
Cash - Forfeitures	159,033.85	0.00	(158,946.00)	87.85
Cash - Seizure	934,208.15	158,946.00	0.00	1,093,154.15
Cash - Special Investigative	0.00	0.00	0.00	0.00
	1,093,242.00	158,946.00	(158,946.00)	1,093,242.00
<b><u>DARE CONTRIBUTIONS</u></b>				
Cash	4,692.44	0.00	0.00	4,692.44
<b><u>DA FEDERAL FORFEITURE</u></b>				
Cash	26,384.31	0.00	0.00	26,384.31
<b><u>SHERIFF'S GRANTS</u></b>				
Cash	31,045.00	0.00	0.00	31,045.00
<b><u>CDBG GRANT #12-219-000-5519</u></b>				
Cash	(89,849.00)	0.00	0.00	(89,849.00)
<b><u>CDBG GRANT #13-307-000-7582</u></b>				
Cash	567,000.05	0.00	(369,571.80)	197,428.25
<b><u>CDBG GRANT #13-307-000-7583</u></b>				
Cash	(4,411.50)	0.00	0.00	(4,411.50)
<b><u>GLO CONTRACT #13-314-000-7601</u></b>				
Cash	(20,208.64)	0.00	0.00	(20,208.64)
<b><u>C.O. SERIES 2008</u></b>				
Cash	3,873,193.30	702.24	0.00	3,873,895.54
<b><u>TDA #713290 HARDIN WS</u></b>				
Cash	(49,355.12)	0.00	0.00	(49,355.12)
<b><u>TDHCA #70090006</u></b>				
Cash	2,249.78	0.00	0.00	2,249.78

**Liberty County, Texas - General Fund  
 Combined Statement of Cash Receipts and Disbursements  
 For the Month Ended July 31, 2016**

<u>Account Name</u>	<u>Balance 6/30/2016</u>	<u>Cash Receipts</u>	<u>Cash Disbursements</u>	<u>Balance 7/31/2016</u>
<u>FEMA Buyout (2008)</u>				
Cash	16,540.81	0.00	0.00	16,540.81
<u>GRANT - DRS #10099</u>				
Cash	2,148.52	29,659.37	(59,318.74)	(27,510.85)
<u>COUNTY OFFICIALS FUND</u>				
Cash	409,289.06	2,323.50	(1,012.11)	410,600.45
<u>STATE COURT COST FUND</u>				
Cash	247,981.81	59,997.80	(899.85)	307,079.76
<u>COUNTY ATTORNEY CHECK COLLECTIONS</u>				
Cash	30,435.39	790.78	(523.10)	30,703.07
<u>OLD RIVER DRAINAGE DISTRICT #1</u>				
Cash	962,012.50	5,860.70	(19,629.15)	948,244.05
<u>JUVENILE PROBATION</u>				
Cash	(1,748.00)	34,418.00	(37,389.80)	(4,719.80)
<u>DA SEIZURES</u>				
Cash	91,957.91	0.00	0.00	91,957.91
<u>GRAND TOTALS</u>	<u>27,008,120.49</u>	<u>1,695,361.97</u>	<u>(3,607,090.58)</u>	<u>25,096,391.88</u>

**Liberty County, Texas - Special Funds**  
**Combined Statement of Cash Receipts and Disbursements**  
**For the Month Ended July 31, 2016**

<u>Account Name</u>	<u>6/30/2016</u> <u>Balance</u>	<u>Cash</u> <u>Receipts</u>	<u>Cash</u> <u>Disbursements</u>	<u>7/31/2016</u> <u>Balance</u>
<u>DEBT SERVICE</u>				
Cash	1,651,130.22	36,770.47	(1,437,601.75)	250,298.94
<u>BENEFITS &amp; INSURANCE</u>				
Cash	713,054.15	457,900.99	(574,146.60)	596,808.54
<u>CS &amp; CD PROGRAMS</u>				
Cash	722,907.61	139,428.37	(161,039.03)	701,296.95
<u>PAYROLL CLEARING</u>				
Cash - Deduction Clearing A/C	9,162.12	1,417,924.58	(1,418,970.14)	8,116.56
Cash - Payroll	512.12	18,057.23	(18,037.98)	531.37
FUND TOTALS	9,674.24	1,435,981.81	(1,437,008.12)	8,647.93
<u>GRAND TOTALS</u>	<u>3,096,766.22</u>	<u>2,070,081.64</u>	<u>(3,609,795.50)</u>	<u>1,557,052.36</u>



# Bank Collateral

# Pledge Security Listing



July 31, 2016

ID	CUSIP	Description	Safekeeping Location	Safekeeping Receipt	Coupon	Maturity Date	Call Date	Moody	S&P	Fitch	ASC 320	Face Amount	Current Par	Current Book Value	Market Value	Gain(Loss)
133	31417Y2K2	FNMA MA0777	COMPASS BANK		5.00	06/01/2031		AAA	AA+	AAA	AFS	1,880,000	713,763.51	758,028.06	792,063.36	34,035.30
136	3136G02E0	FNMA	COMPASS BANK		1.80	10/29/2021	10/29/2016	AAA	AA+	AAA	AFS	1,000,000	1,000,000.00	1,000,000.00	999,980.00	(20.00)
<b>Total for Liberty County Treasurer</b>												<b>2,880,000</b>	<b>1,713,763.51</b>	<b>1,758,028.06</b>	<b>1,792,043.36</b>	<b>34,015.30</b>

# Pledge Security Listing

July 31, 2016

ID	CUSIP	Description	Safekeeping Location	Safekeeping Receipt	Coupon	Maturity Date	Call Date	Moody	S&P	Fitch	FASB115	Face Amount	Current Par	Current Book Value	Market Value	Gain(Loss)
<b>LIBERTY COUNTY TREASURER</b>																
1115	31400EFU9	FNMA 685179	FHLB	xxx	5.00	03/01/2018		AAA	AA+	AAA	HTM	500,000	7,247.80	7,247.80	7,423.99	176.19
1936	3128M1TK5	FHLMC G12454	FHLB	x	5.50	11/01/2021		AAA	AA+	AAA	HTM	4,000,000	118,468.04	118,454.86	127,461.55	9,006.69
1939	3128M1RT8	FHLMC G12398	FHLB	x	6.00	09/01/2021		AAA	AA+	AAA	HTM	1,000,000	36,156.75	36,156.76	39,240.53	3,083.77
2050	31294KX75	FHLMC E01602	FHLB	x	4.50	03/01/2019		AAA	AA+	AAA	HTM	13,600,000	367,032.45	367,032.55	380,097.95	13,065.40
2059	31405SJV7	FNMA 797776	FHLB	x	4.50	03/01/2020		AAA	AA+	AAA	HTM	33,723,844	775,935.06	775,935.33	810,620.90	34,685.57
2174	31410KU28	FNMA 889901	FHLB	x	4.50	09/01/2020		AAA	AA+	AAA	HTM	12,892,835	725,893.56	725,560.91	750,019.38	24,458.47
2418	3128PQWB3	FHLMC J11542	FHLB	x	4.00	01/01/2025		AAA	AA+	AAA	HTM	11,509,397	1,058,002.70	1,060,436.58	1,131,567.70	71,131.12
2473	31416XHX1	FNMA AB2045	FHLB	x	3.50	01/01/2021		AAA	AA+	AAA	HTM	18,735,264	3,512,890.48	3,518,861.21	3,644,284.63	125,423.41
3546	31410LKN1	FNMA 890501	FHLB		2.00	11/01/2027		AAA	AA+	AAA	HTM	9,000,000	5,779,403.55	5,855,183.47	5,864,577.51	9,394.04
3547	31410LKN1	FNMA 890501	FHLB		2.00	11/01/2027		AAA	AA+	AAA	HTM	18,000,000	11,558,807.10	11,712,186.08	11,729,155.02	16,968.94
3607	3138EKLX1	FNMA AL3041	FHLB		2.00	02/01/2028		AAA	AA+	AAA	HTM	2,991,925	1,971,703.23	1,993,487.92	2,000,761.20	7,273.28
3660	31307BBG4	FHLMC J22739	FHLB		2.50	03/01/2028		AAA	AA+	AAA	HTM	4,310,816	2,774,867.13	2,774,867.13	2,873,825.83	98,958.70
4036	3128MMRT2	FHLMC G18497	FHLB		3.00	01/01/2029		AAA	AA+	AAA	HTM	8,000,000	5,446,377.28	5,560,362.65	5,711,888.17	151,525.52
4212	3138Y9NM6	FNMA AX7595	FHLB		2.50	01/01/2030		AAA	AA+	AAA	HTM	2,000,000	1,624,257.94	1,668,122.27	1,680,051.20	11,928.93
4839	3138EQ5J7	FNMA AL8048	FHLB		3.00	11/01/2032		AAA	AA+	AAA	HTM	500,000	467,245.83	485,062.85	489,159.66	4,096.81
<b>Total for LIBERTY COUNTY TREASURER</b>												<b>140,764,081</b>	<b>36,224,288.90</b>	<b>36,658,958.37</b>	<b>37,240,135.22</b>	<b>581,176.84</b>

## Bond Indebtedness

**Liberty County, Texas**  
**Future Debt Service Requirements**  
**As of July 31, 2016**

FYE 9/30	<u>Certificates, Series 2007</u>			<u>GO Refunding, Series 2010</u>			<u>GO Refunding, Series 2012</u>			<u>Annual Total</u>
	<u>Principal</u>	<u>Interest</u>	<u>Total</u>	<u>Principal</u>	<u>Interest</u>	<u>Total</u>	<u>Principal</u>	<u>Interest</u>	<u>Total</u>	
2017				225,000	136,800	361,800	1,110,000	161,168	1,271,168	1,632,968
2018				235,000	127,800	362,800	1,125,000	142,187	1,267,187	1,629,987
2019				245,000	118,400	363,400	1,145,000	122,949	1,267,949	1,631,349
2020				255,000	108,600	363,600	1,165,000	103,370	1,268,370	1,631,970
2021				265,000	98,400	363,400	1,190,000	83,448	1,273,448	1,636,848
2022				280,000	87,800	367,800	1,210,000	63,099	1,273,099	1,640,899
2023				290,000	76,600	366,600	1,230,000	42,408	1,272,408	1,639,008
2024				300,000	65,000	365,000	1,250,000	21,373	1,271,373	1,636,373
2025				310,000	53,000	363,000				363,000
2026				325,000	40,600	365,600				365,600
2027				335,000	27,600	362,600				362,600
2028				355,000	14,200	369,200				369,200
<b>Total</b>	<b>0</b>	<b>0</b>	<b>0</b>	<b>3,420,000</b>	<b>954,800</b>	<b>4,374,800</b>	<b>9,425,000</b>	<b>740,002</b>	<b>10,165,002</b>	<b>14,539,802</b>

## Section 2 – Investments

# INVESTMENTS

Liberty County accepted bids for a four-year depository contract in May, 2015. Commissioners Court voted to accept Prosperity Bank as depository.

Liberty County funds are currently invested in the following:

## Interest-Bearing Accounts

Interest-bearing checking and money market accounts are held at Prosperity Bank. Under the terms of the four-year contract with Prosperity Bank beginning June 1, 2015, interest will be paid as follows:

### NOW Account (Checking with Interest)

Prosperity Bank's posted NOW Account rate, as it changes, plus .10% with a floor of .35%

### Money Market Account

Prosperity Bank's posted Prosperfect MMA rate, as it changes, with a floor of .40%


## Certificate of Deposit

A 24-month certificate of deposit was purchased from First Liberty National Bank on June 16, 2016 in the amount of \$1,800,000.00. The annual interest rate on the C.D. is 1.05%. These funds are reserved for use under the terms of the Liberty County 2008 Certificates of Obligation and are secured by appropriate collateral pledged by First Liberty National Bank.

Total interest earned on Prosperity Bank accounts for the month of July, 2016 was \$8,708.98. Interest accrued on the Certificate of Deposit for the month of July was \$1,575.00.

This report is made in accordance with provisions of Government Code 2256 (Section 2256.023), the Public Funds Investment Act. The investments held in the Liberty County portfolio comply with the Public Funds Investment Act and the Liberty County Investment Policy.

Submitted to Commissioners Court of Liberty County on September 27, 2016 by:



---

Kim Harris, Liberty County Investment Officer

## **Section 3 – Benefits & Insurance**



**LIBERTY COUNTY BENEFITS AND INSURANCE  
FINANCIAL REPORT  
FOR THE CALENDAR YEAR ENDED DECEMBER 31, 2016  
PREPARED AND SUBMITTED BY KIM HARRIS, TREASURER**

	<u>Payroll Contrib.</u>	<u>Interest Earned</u>	<u>Retiree/ COBRA</u>	<u>Other</u>	<u>Explanation for Other</u>	<u>Contract CareATC</u>	<u>Claims CIGNA</u>	<u>Admin./Prem. CIGNA/Benistar</u>	<u>Premium Life Ins.</u>	<u>WageWorks Fee</u>	<u>Net Change per Month</u>	<u>Account Balance</u>
Beg. Bal.												965,013.77
January	427,539.85	346.30	15,362.81	(19,580.00)	ObamaCare Fee	(20,413.26)	(214,122.74)	(70,399.06)	(2,640.85)	(302.50)	115,790.55	1,080,804.32
February	427,539.99	271.55	5,456.24	(5,772.00)	FSA Admin Fee	(21,583.26)	(484,352.70)	(85,051.14)	(5,983.52)	(302.50)	(169,777.34)	911,026.98
March	431,231.36	290.26	5,017.56			(25,884.73)	(436,399.13)	(131,512.66)	(2,968.58)	(302.50)	(160,528.42)	750,498.56
April	437,598.19	276.23	4,574.72	(74.43)		(20,998.26)	(224,659.56)	(32,145.46)	0.00	(302.50)	164,268.93	914,767.49
May	442,057.48	251.25	5,584.40			(21,388.26)	(426,536.41)	(83,750.70)		(302.50)	(84,084.74)	830,682.75
June	441,874.44	198.46	5,049.08			(21,323.26)	(450,925.51)	(83,217.10)	(8,982.21)	(302.50)	(117,628.60)	713,054.15
July	445,672.66	193.55	5,347.07	117.82 (1,273.79)	Provider Refund	(21,583.26)	(457,703.97)	(83,678.02)	(3,035.17)	(302.50)	(116,245.61)	596,808.54
August											0.00	596,808.54
September											0.00	596,808.54
October											0.00	596,808.54
November											0.00	596,808.54
December											0.00	596,808.54
<b>Total</b>	<u>3,053,513.97</u>	<u>1,827.60</u>	<u>46,391.88</u>	<u>(26,582.40)</u>		<u>(153,174.29)</u>	<u>(2,694,700.02)</u>	<u>(569,754.14)</u>	<u>(23,610.33)</u>	<u>(2,117.50)</u>	<u>(368,205.23)</u>	<u>596,808.54</u>
	<u>436,216.28</u>				Avg. P/R Contrib/Month		<u>(384,957.15)</u>					

**Additional contributions received from General Fund:**

Comm. Court, June 29, 2010, Agenda #7	1,000,000.00
Comm. Court, Jan. 11, 2011, Agenda #14	500,000.00
Comm. Court, July 26, 2011, Agenda #25	500,000.00
Comm. Court, Dec. 20, 2011, Agenda #15	500,000.00
Comm. Court, April 24, 2012, Agenda #30	500,000.00
Comm. Court, Nov. 27, 2012, Agenda #19	128,000.00
Comm. Court, Feb. 12, 2013, Agenda #30	500,000.00
	<u>3,628,000.00</u>

## Section 4 – Receipt Register

RECEIPT REGISTER  
 RECEIPT DATES FROM 07/01/2016 TO 07/31/2016

RECEIPT NUMBER DATE STATUS	CASH/	CHECK/	MONEYORDER/	EFT/	OTHER/	/	RECEIPT AMOUNT
40982 07/05/2016 PX RETIREE			399.80				399.80
40983 07/05/2016 PX PROSPERITY BANK				9,277.31			9,277.31
40984 07/05/2016 PX DISTRICT CLERK		5,435.80					5,435.80
40985 07/05/2016 PX DISTRICT CLERK		6,552.50					6,552.50
40986 07/05/2016 PX JUDGE JAY KNIGHT		369.53					369.53
40987 07/05/2016 PX JUDGE CODY PARRISH	752.30	1,825.10					2,577.40
40988 07/05/2016 PX SHERIFF'S DEPARTMENT		495.00					495.00
40989 07/05/2016 PX GOVDEALS INC		60.18					60.18
40990 07/06/2016 PX DISTRICT CLERK		1,543.00					1,543.00
40991 07/06/2016 PX DISTRICT CLERK		1,137.00					1,137.00
40992 07/06/2016 PX JUDGE LARRY WILBURN		4,089.62					4,089.62
40993 07/06/2016 PX ENGINEERING	3,100.00	700.00					3,800.00
40994 07/06/2016 PX JUDGE DAVIS	212.50	1,240.00					1,452.50
40995 07/06/2016 PX COUNTY RX CARD LLC		237.50					237.50
40996 07/06/2016 PX COBRA OIL AND GASS CORP - REVENUE		44.60					44.60
40997 07/06/2016 PX JUDGE LARRY WILBURN		2,437.90					2,437.90
40998 07/06/2016 PX JUDGE LARRY WILBURN		1,536.10					1,536.10
40999 07/06/2016 PX JUDGE RALPH FULLER		944.00					944.00
41000 07/07/2016 PX SHERIFF'S DEPARTMENT		255.00					255.00

RECEIPT REGISTER  
 RECEIPT DATES FROM 07/01/2016 TO 07/31/2016

RECEIPT NUMBER	DATE	STATUS	CASH/	CHECK/	MONEYORDER/	EFT/	OTHER/	/	RECEIPT AMOUNT
41001	07/07/2016	PX ENGINEERING	1,300.00	700.00					2,000.00
41002	07/07/2016	PX COUNTY ATTORNEY	5.00						5.00
41003	07/07/2016	PX CONSTABLE ROBBY THORNTON	75.00						75.00
41004	07/07/2016	PX JUDGE CODY PARRISH	440.00	2,835.60					3,275.60
41005	07/07/2016	PX SHERIFF'S DEPARTMENT		15,000.00					15,000.00
41006	07/07/2016	PX COUNTY CLERK		2,281.32					2,281.32
41007	07/07/2016	PX COUNTY CLERK		5,071.00					5,071.00
41008	07/07/2016	PX COUNTY CLERK		225.00					225.00
41009	07/07/2016	PX COUNTY CLERK		1,636.00					1,636.00
41010	07/07/2016	PX COUNTY CLERK		1,641.10					1,641.10
41011	07/07/2016	PX COUNTY CLERK		1,675.00					1,675.00
41012	07/07/2016	PX COUNTY CLERK		4.13					4.13
41013	07/07/2016	PX COUNTY CLERK		755.00					755.00
41014	07/07/2016	PX COUNTY CLERK		1,921.00					1,921.00
41015	07/07/2016	PX SHERIFF'S DEPARTMENT		3,120.00					3,120.00
41016	07/07/2016	PX RETIREE		684.44	81.92				766.36
41017	07/07/2016	PX BOND SUPERVISION	385.00						385.00
41018	07/07/2016	PX RETIREE		144.96					144.96
41019	07/08/2016	PX DISTRICT CLERK		4,820.49					4,820.49

RECEIPT REGISTER  
 RECEIPT DATES FROM 07/01/2016 TO 07/31/2016

RECEIPT NUMBER DATE STATUS	CASH/	CHECK/ MONEYORDER/	EFT/	OTHER/	/	RECEIPT AMOUNT
41020 07/08/2016 PX DISTRICT CLERK		499.00				499.00
41021 07/08/2016 PX BOND SUPERVISION	560.00	70.00				630.00
41022 07/08/2016 PX JUDGE HEBERT		177.00				177.00
41023 07/08/2016 PX JUDGE HEBERT		3,065.90				3,065.90
41024 07/08/2016 PX ENGINEERING	2,250.00	3,590.00				5,840.00
41025 07/11/2016 PX CONSTABLE JOSLIN		75.00				75.00
41026 07/11/2016 PX SHERIFF'S DEPARTMENT		30.00				30.00
41027 07/11/2016 PX SHERIFF'S DEPARTMENT		1,452.35				1,452.35
41028 07/11/2016 PX SHERIFF'S DEPARTMENT		611.00				611.00
41029 07/11/2016 PX SHERIFF'S DEPARTMENT		229.36				229.36
41030 07/11/2016 PX COUNTY ATTORNEY		790.78				790.78
41031 07/11/2016 PX COUNTY ATTORNEY		3,800.00				3,800.00
41032 07/11/2016 PX DISTRICT CLERK	204.00					204.00
41033 07/11/2016 PX COMMISSIONER MCCARTY		200.00				200.00
41034 07/11/2016 PX HOUSING AUTHORITY		5,292.27				5,292.27
41035 07/11/2016 PX DISTRICT CLERK		2,210.40				2,210.40
41036 07/11/2016 PX JOSEPH CHARLES COLLINS	20.00					20.00
41037 07/11/2016 PX DISTRICT CLERK	252.00					252.00
41038 07/12/2016 PX DISTRICT CLERK		1,724.84				1,724.84

RECEIPT REGISTER  
 RECEIPT DATES FROM 07/01/2016 TO 07/31/2016

RECEIPT NUMBER	DATE	STATUS	CASH/	CHECK/	MONEYORDER/	EFT/	OTHER/	/	RECEIPT AMOUNT
41039	07/12/2016	PX ENGINEERING	3,885.00	1,350.00					5,235.00
41040	07/12/2016	PX ADULT PROBATION		41,030.02					41,030.02
41041	07/12/2016	PX ADULT PROBATION		2,208.45					2,208.45
41042	07/12/2016	PX SHERIFF'S DEPARTMENT		270.00					270.00
41043	07/12/2016	PX GENERAL FUNDS		411,696.71					411,696.71
41044	07/12/2016	PX GENERAL FUNDS		142,014.01					142,014.01
41045	07/12/2016	PX GENERAL FUNDS		222,838.03					222,838.03
41046	07/12/2016	PX GENERAL FUNDS		5,275.01					5,275.01
41047	07/12/2016	PX GENERAL FUNDS		3,493.98					3,493.98
41048	07/12/2016	PX GENERAL FUNDS		250.00					250.00
41049	07/12/2016	PX DISTRICT ATTORNEY		80,238.80					80,238.80
41050	07/12/2016	PX JUDGE CODY PARRISH	705.00	4,881.10					5,586.10
41051	07/12/2016	PX COMMISSIONER GREG ARTHUR	1,740.45	132.00					1,872.45
41052	07/12/2016	PX COMMISSIONER GREG ARTHUR	1,558.99	173.00					1,731.99
41053	07/12/2016	PX RETIREE		48.32					48.32
41054	07/13/2016	PX DISTRICT CLERK		716.00					716.00
41055	07/13/2016	PX ENGINEERING	1,300.00	850.00					2,150.00
41056	07/13/2016	PX COUNTY ATTORNEY	162.00						162.00
41057	07/13/2016	PX COMMISSIONER MCCARTY			569.00				569.00

RECEIPT REGISTER  
 RECEIPT DATES FROM 07/01/2016 TO 07/31/2016

RECEIPT NUMBER	DATE	STATUS	CASH/	CHECK/	MONEYORDER/	EFT/	OTHER/	/	RECEIPT AMOUNT
41058	07/13/2016	PX JUDGE WADE BROWN		1,901.50					1,901.50
41059	07/13/2016	PX JUDGE LARRY WILBURN		6,807.23					6,807.23
41060	07/13/2016	PX JUDGE RALPH FULLER		5,230.60					5,230.60
41061	07/13/2016	PX COUNTY CLERK		1,706.00					1,706.00
41062	07/13/2016	PX COUNTY CLERK		3,560.00					3,560.00
41063	07/13/2016	PX COUNTY CLERK		3,424.59					3,424.59
41064	07/13/2016	PX CH&P MANAGEMENT, LLC		22,659.18					22,659.18
41065	07/13/2016	PX COUNTY CLERK		1,716.00					1,716.00
41066	07/13/2016	PX COUNTY CLERK		2,231.00					2,231.00
41067	07/13/2016	PX COUNTY CLERK		1,890.00					1,890.00
41068	07/13/2016	PX STATE COMPTROLLER-DIRECT DEPOSIT				7,869.03			7,869.03
41069	07/13/2016	PX OLD RIVER DRAINAGE DIST #1				5,860.70			5,860.70
41070	07/13/2016	PX TAX COLLECTOR				2,796.02			2,796.02
41071	07/13/2016	PX TAX COLLECTOR				36,311.13			36,311.13
41072	07/13/2016	PX TAX COLLECTOR				555,724.98			555,724.98
41073	07/13/2016	PX SSA TREASURER - DIRECT DEPOSIT				1,200.00			1,200.00
41074	07/13/2016	PX STATE COMPTROLLER-DIRECT DEPOSIT				256,582.73			256,582.73
41075	07/13/2016	PX STATE COMPTROLLER-DIRECT DEPOSIT				13,630.23			13,630.23
41076	07/13/2016	PX COUNTY ATTORNEY		924.00					924.00

RECEIPT REGISTER  
 RECEIPT DATES FROM 07/01/2016 TO 07/31/2016

RECEIPT NUMBER DATE STATUS	CASH/	CHECK/	MONEYORDER/	EFT/	OTHER/	/	RECEIPT AMOUNT
41077 07/13/2016 PX COUNTY ATTORNEY		431.00					431.00
41078 07/13/2016 PX COUNTY ATTORNEY		266.94					266.94
41079 07/14/2016 PX DISTRICT CLERK		736.60					736.60
41080 07/14/2016 PX DISTRICT ATTORNEY	475.00						475.00
41081 07/14/2016 PX ENGINEERING	2,000.00	100.00					2,100.00
41082 07/14/2016 PX STATE COMPTROLLER-DIRECT DEPOSIT				1,367.52			1,367.52
41083 07/14/2016 PX DISTRICT CLERK	198.00						198.00
41084 07/14/2016 PX CIGNA HEALTH AND LIFE INSURANCE C		117.82					117.82
41085 07/14/2016 PX COUNTY CLERK		1,589.00					1,589.00
41086 07/14/2016 PX COUNTY CLERK		2,849.00					2,849.00
41087 07/14/2016 PX COUNTY CLERK		1,465.00					1,465.00
41088 07/14/2016 PX COUNTY CLERK		1,919.00					1,919.00
41089 07/14/2016 PX ADULT PROBATION		198.00					198.00
41090 07/14/2016 PX CHAMBERS CO. SUPERVISION & CORREC		21.07					21.07
41091 07/14/2016 PX CHAMBERS CO. SUPERVISION & CORREC		19.73					19.73
41092 07/14/2016 PX CHAMBERS CO. SUPERVISION & CORREC		50,341.53					50,341.53
41093 07/14/2016 PX SHERIFF'S DEPARTMENT		374.80					374.80
41094 07/14/2016 PX SHERIFF'S DEPARTMENT		135.00					135.00
41095 07/15/2016 PX DISTRICT CLERK		2,562.34					2,562.34



RECEIPT REGISTER  
 RECEIPT DATES FROM 07/01/2016 TO 07/31/2016

RECEIPT NUMBER	DATE	STATUS	CASH/	CHECK/	MONEYORDER/	EFT/	OTHER/	/	RECEIPT AMOUNT
41096	07/15/2016	PX DISTRICT CLERK	480.00						480.00
41097	07/15/2016	PX JUDGE LARRY WILBURN		1,832.66					1,832.66
41098	07/15/2016	PX JUDGE RALPH FULLER		4,160.60					4,160.60
41099	07/15/2016	PX BOND SUPERVISION	465.00	200.00					665.00
41100	07/15/2016	PX RETIREE		786.63					786.63
41101	07/15/2016	PX COUNTY CLERK		214.00					214.00
41102	07/15/2016	PX COUNTY CLERK		7,913.00					7,913.00
41103	07/15/2016	PX STATE COMPTRROLLER-DIRECT DEPOSIT				12,983.20			12,983.20
41104	07/15/2016	PX JUDGE HEBERT		3,129.00					3,129.00
41105	07/15/2016	PX ENGINEERING	1,400.00	2,344.00					3,744.00
41106	07/15/2016	PX SHERIFF'S DEPARTMENT		375.00					375.00
41107	07/18/2016	PX JUDGE CODY PARRISH	652.70	1,494.10					2,146.80
41108	07/18/2016	PX COUNTY CLERK		4,336.57					4,336.57
41109	07/18/2016	PX TAX COLLECTOR		21,733.37					21,733.37
41110	07/18/2016	PX TAX COLLECTOR		54,740.00					54,740.00
41111	07/18/2016	PX SHERIFF'S DEPARTMENT		90.00	150.00				240.00
41112	07/18/2016	PX ENTERGY		2,314.38					2,314.38
41113	07/18/2016	PX CHAMBERS CO. SUPERVISION & CORREC		47,779.09					47,779.09
41114	07/18/2016	PX CHAMBERS CO. SUPERVISION & CORREC		237.00					237.00

RECEIPT REGISTER  
 RECEIPT DATES FROM 07/01/2016 TO 07/31/2016

RECEIPT NUMBER	DATE	STATUS	CASH/	CHECK/	MONEYORDER/	EFT/	OTHER/	/	RECEIPT AMOUNT
41115	07/18/2016	PX CHAMBERS CO. SUPERVISION & CORREC		20.03					20.03
41116	07/19/2016	PX JUDGE WADE BROWN		3,324.10					3,324.10
41117	07/19/2016	PX COUNTY CLERK	206.00						206.00
41118	07/19/2016	PX ENGINEERING	2,950.00	1,250.00					4,200.00
41119	07/19/2016	PX DISTRICT ATTORNEY		3,605.00					3,605.00
41120	07/19/2016	PX DISTRICT CLERK		3,655.00					3,655.00
41121	07/19/2016	PX DISTRICT CLERK		1,417.00					1,417.00
41122	07/20/2016	PX ENGINEERING	1,400.00	850.00					2,250.00
41123	07/20/2016	PX RETIREE	399.80						399.80
41124	07/20/2016	PX SHERIFF'S DEPARTMENT		7,912.12					7,912.12
41125	07/20/2016	PX SHERIFF'S DEPARTMENT		100.84					100.84
41126	07/20/2016	PX SHERIFF'S DEPARTMENT		281.10					281.10
41127	07/20/2016	PX COMMISSIONER GREG ARTHUR	2,304.50	948.60					3,253.10
41128	07/20/2016	PX COMMISSIONER GREG ARTHUR		2,263.00					2,263.00
41129	07/20/2016	PX COUNTY CLERK		1,554.96					1,554.96
41130	07/20/2016	PX COUNTY CLERK		2,090.00					2,090.00
41131	07/20/2016	PX COUNTY CLERK		2,726.00					2,726.00
41132	07/20/2016	PX COUNTY CLERK		2,770.00					2,770.00
41133	07/20/2016	PX COUNTY CLERK		209.00					209.00

RECEIPT REGISTER  
 RECEIPT DATES FROM 07/01/2016 TO 07/31/2016

RECEIPT NUMBER	DATE	STATUS	CASH/	CHECK/	MONEYORDER/	EFT/	OTHER/	/	RECEIPT AMOUNT
41134	07/20/2016	PX COUNTY CLERK		7,169.00					7,169.00
41135	07/20/2016	PX DISTRICT ATTORNEY	132.00						132.00
41136	07/21/2016	PX ENGINEERING	1,300.00	802.00					2,102.00
41137	07/21/2016	PX RETIREE		1,230.92	24.16				1,255.08
41138	07/21/2016	PX DISTRICT CLERK		1,079.00					1,079.00
41139	07/21/2016	PX DISTRICT CLERK		1,166.00					1,166.00
41140	07/21/2016	PX DISTRICT CLERK		2,498.20					2,498.20
41141	07/22/2016	PX BOND SUPERVISION	550.00	70.00					620.00
41142	07/22/2016	PX SHERIFF'S DEPARTMENT		30.00	75.00				105.00
41143	07/22/2016	PX SHERIFF'S DEPARTMENT		1,358.65					1,358.65
41144	07/22/2016	PX SHERIFF'S DEPARTMENT		152.61					152.61
41145	07/22/2016	PX SHERIFF'S DEPARTMENT		796.45					796.45
41146	07/22/2016	PX SHERIFF'S DEPARTMENT		1,222.00					1,222.00
41147	07/22/2016	PX JUDGE HEBERT		3,637.05					3,637.05
41148	07/22/2016	PX COMMISSIONER MCCARTY	791.00	12.00					803.00
41149	07/22/2016	PX COMMISSIONER MCCARTY	914.00	6.00					920.00
41150	07/22/2016	PX ENGINEERING	1,000.00	1,000.00					2,000.00
41151	07/22/2016	VO DELORES MOORE	50.67						50.67
41152	07/25/2016	PX STATE COMPTRROLLER		12,740.50					12,740.50

RECEIPT REGISTER  
 RECEIPT DATES FROM 07/01/2016 TO 07/31/2016

RECEIPT NUMBER DATE STATUS	CASH/	CHECK/	MONEYORDER/	EFT/	OTHER/	/	RECEIPT AMOUNT
41153 07/25/2016 PX JUDGE LARRY WILBURN		7,540.80					7,540.80
41154 07/25/2016 PX JUDGE LARRY WILBURN		2,302.60					2,302.60
41155 07/25/2016 PX JUDGE LARRY WILBURN		2,123.93					2,123.93
41156 07/25/2016 PX JUDGE LARRY WILBURN		3,311.35					3,311.35
41157 07/25/2016 PX STATE COMPTROLLER-DIRECT DEPOSIT				17,244.08			17,244.08
41158 07/25/2016 PX STATE COMPTROLLER-DIRECT DEPOSIT				379.26			379.26
41159 07/25/2016 PX STATE COMPTROLLER-DIRECT DEPOSIT				34,418.00			34,418.00
41160 07/25/2016 PX JUDGE RALPH FULLER		3,823.00					3,823.00
41161 07/25/2016 PX CONSTABLE JOSLIN		75.00					75.00
41162 07/25/2016 PX CONSTABLE JOSLIN		1,093.55					1,093.55
41163 07/25/2016 PX COUNTY CLERK		625.00					625.00
41164 07/25/2016 PX COUNTY CLERK		3,390.75					3,390.75
41165 07/25/2016 PX COUNTY CLERK		178.71					178.71
41166 07/25/2016 PX COUNTY CLERK		6,753.00					6,753.00
41167 07/25/2016 PX COUNTY CLERK		1,786.10					1,786.10
41168 07/25/2016 PX COUNTY CLERK		1,885.00					1,885.00
41169 07/25/2016 PX DISTRICT CLERK	108.00						108.00
41170 07/25/2016 PX DISTRICT CLERK		3,667.60					3,667.60
41171 07/25/2016 PX DISTRICT ATTORNEY		10.14					10.14

RECEIPT REGISTER  
 RECEIPT DATES FROM 07/01/2016 TO 07/31/2016

RECEIPT NUMBER	DATE	STATUS	CASH/	CHECK/	MONEYORDER/	EFT/	OTHER/	/	RECEIPT AMOUNT
41172	07/26/2016	PX JUDGE CODY PARRISH	1,090.50	6,658.10					7,748.60
41173	07/26/2016	PX TAX COLLECTOR		568.31					568.31
41174	07/26/2016	PX DISTRICT CLERK		1,163.00					1,163.00
41175	07/26/2016	PX JUDGE LARRY WILBURN		1,788.00					1,788.00
41176	07/26/2016	PX JUDGE WADE BROWN		1,326.00					1,326.00
41177	07/26/2016	PX GENERAL FUNDS		419,015.50					419,015.50
41178	07/26/2016	PX GENERAL FUNDS		144,794.00					144,794.00
41179	07/26/2016	PX GENERAL FUNDS		222,834.63					222,834.63
41180	07/26/2016	PX GENERAL FUNDS		5,275.01					5,275.01
41181	07/26/2016	PX GENERAL FUNDS		3,493.98					3,493.98
41182	07/26/2016	PX GENERAL FUNDS		250.00					250.00
41183	07/26/2016	PX GENERAL FUNDS		6,569.89					6,569.89
41184	07/26/2016	PX GENERAL FUNDS		291,519.68					291,519.68
41185	07/26/2016	PX ENGINEERING	1,300.00	1,550.00					2,850.00
41186	07/27/2016	PX JUDGE DAVIS	579.20	972.50					1,551.70
41187	07/27/2016	PX COUNTY ATTORNEY	22.80						22.80
41188	07/27/2016	PX TREAS 310					2,200.00		2,200.00
41189	07/27/2016	PX UNIVERSITY OF TEXAS MEDICAL BRANC					2,500.00		2,500.00
41190	07/27/2016	PX TREAS 310					10,858.79		10,858.79

RECEIPT REGISTER  
 RECEIPT DATES FROM 07/01/2016 TO 07/31/2016

RECEIPT NUMBER	DATE	STATUS	CASH/	CHECK/	MONEYORDER/	EFT/	OTHER/	/	RECEIPT AMOUNT
41191	07/27/2016	PX RETIREE		65.12					65.12
41192	07/27/2016	PX ENGINEERING	1,300.00	687.00					1,987.00
41193	07/28/2016	PX ENGINEERING	500.00	3,039.00					3,539.00
41194	07/28/2016	PX DISTRICT CLERK		2,911.80					2,911.80
41195	07/28/2016	PX DISTRICT CLERK		2,643.00					2,643.00
41196	07/28/2016	PX RETIREE			399.80				399.80
41197	07/28/2016	PX RETIREE	24.16						24.16
41198	07/29/2016	PX RETIREE		440.76					440.76
41199	07/29/2016	PX DISTRICT CLERK		5,750.34					5,750.34
41200	07/29/2016	PX JUDGE HEBERT		3,423.27					3,423.27
41201	07/29/2016	PX RETIREE	616.28						616.28
41202	07/29/2016	PX JUDGE RALPH FULLER		4,766.50					4,766.50
41203	07/29/2016	PX COUNTY CLERK		3,412.10					3,412.10
41204	07/29/2016	PX COUNTY CLERK		2,424.00					2,424.00
41205	07/29/2016	PX COUNTY CLERK		1,230.00					1,230.00
41206	07/29/2016	PX COUNTY CLERK		4,872.00					4,872.00
41207	07/29/2016	PX COUNTY CLERK		1,692.00					1,692.00
41208	07/29/2016	PX COUNTY CLERK		3,335.50					3,335.50
41209	07/29/2016	PX SHERIFF'S DEPARTMENT		1,125.00					1,125.00

RECEIPT REGISTER  
 RECEIPT DATES FROM 07/01/2016 TO 07/31/2016

RECEIPT NUMBER	DATE	STATUS	CASH/	CHECK/	MONEYORDER/	EFT/	OTHER/	/	RECEIPT AMOUNT
41210	07/29/2016	PX ENGINEERING	1,300.00	1,150.00					2,450.00
41211	07/29/2016	PX ENGINEERING	200.00	900.00					1,100.00
			CASH/	CHECK/	MONEYORDER/	EFT/	OTHER/	/	RECEIPT TOTAL
			43,566.18	2,541,717.18	1,699.68	971,202.98			3,558,186.02

TOTAL VOIDED RECEIPTS 50.67

STATUS CODE LEGEND

P = POSTED R = RECEIVABLE  
 V = VOID O = OUTSTANDING  
 X = MIXTURE OF R&O

## Section 5 – Leave Liability Report



FOR PAY PERIOD ENDING 08/25/2016

DEPT NUMBER	EMP#	EMPLOYEE NAME	--- SICK LEAVE ---		---- VACATION ----		----- COMP TIME -----		----- HOLIDAY -----		----- TOTALS -----	
			AVAIL	VALUE	AVAIL	VALUE	AVAIL	VALUE	AVAIL	VALUE	AVAIL	VALUE
010 400	01285	DORION T BURCH	1.84	35.38	33.40	642.28	.00	.00	.00	.00	35.24	677.66
010 400	00018	EVELYN D HARTFIELD	460.00	9729.00	106.00	2241.90	.00	.00	.00	.00	566.00	11970.90
010 400	00293	AMY R HEBERT	102.35	1388.89	13.39	181.70	.00	.00	.00	.00	115.74	1570.59
010 400	01233	JAY H KNIGHT	.00	.00	.00	.00	.00	.00	.00	.00	.00	.00
010 400	00374	JENNY N MINTER	93.26	1454.86	53.42	833.35	.00	.00	.00	.00	146.68	2288.21
010 400	00094	DEALAH F TAYLOR	108.59	2239.13	55.10	1136.16	.00	.00	.00	.00	163.69	3375.29
DEPARTMENT TOTALS			766.04	14847.26	261.31	5035.39	.00	.00	.00	.00	1027.35	19882.65
010 401	00232	GREGORY F ARTHUR	.00	.00	.00	.00	.00	.00	.00	.00	.00	.00
010 401	01056	EDDIE C LOWERY	.00	.00	.00	.00	.00	.00	.00	.00	.00	.00
010 401	01059	MICHAEL C MCCARTY	.00	.00	.00	.00	.00	.00	.00	.00	.00	.00
010 401	01131	LEON A WILSON	.00	.00	.00	.00	.00	.00	.00	.00	.00	.00
DEPARTMENT TOTALS			.00	.00	.00	.00	.00	.00	.00	.00	.00	.00
010 403	00828	LUCERO CASTRO	50.95	675.60	52.99	702.65	.00	.00	.00	.00	103.94	1378.25
010 403	00061	MARY J CESSNA	396.70	6351.17	51.00	816.51	.75	12.01	.00	.00	448.45	7179.69
010 403	00244	CONNIE M CHAPMAN	428.90	5910.24	61.05	841.27	.00	.00	.00	.00	489.95	6751.51
010 403	01262	KAYLA M COLLINS	.29	3.77	21.58	280.54	.50	6.50	.00	.00	22.37	290.81
010 403	00177	HOPE L CROSS	449.65	9469.63	61.62	1297.72	3.25	68.45	.00	.00	514.52	10835.80
010 403	01145	ADRIAN D DRIVER	99.80	1297.40	40.59	527.67	.25	3.25	.00	.00	140.64	1828.32
010 403	00668	LAURIE A GIBSON	42.80	567.53	51.89	688.06	.75	9.95	.00	.00	95.44	1265.54
010 403	01140	KORIANN N HOLMES	.00	.00	.00	.00	.00	.00	.00	.00	.00	.00
010 403	01276	CASSAUNDRA L LEOPARD	22.36	268.77	26.72	321.17	5.75	69.12	.00	.00	54.83	659.06
010 403	01273	CLARIBET O MACIAS	24.04	312.52	43.41	564.33	.25	3.25	.00	.00	67.70	880.10
010 403	01080	SHONDA L RILEY	48.22	639.40	32.01	424.45	2.08	27.58	.00	.00	82.31	1091.43
010 403	00092	DOYELLE J TURNER	48.62	669.98	42.81	589.92	3.25	44.79	.00	.00	94.68	1304.69
010 403	00845	PAULETTE WILLIAMS	.00	.00	.00	.00	.00	.00	.00	.00	.00	.00
DEPARTMENT TOTALS			1612.33	26166.01	485.67	7054.29	16.83	244.90	.00	.00	2114.83	33465.20
010 405	01281	ARTHUR C GUILLORY	3.37	43.98	36.74	479.46	.00	.00	.00	.00	40.11	523.44
010 405	00028	ROLONDRIA T WEBB	374.30	7119.19	17.42	331.33	.00	.00	.00	.00	391.72	7450.52
DEPARTMENT TOTALS			377.67	7163.17	54.16	810.79	.00	.00	.00	.00	431.83	7973.96
010 426	00065	THOMAS A CHAMBERS	.00	.00	.00	.00	.00	.00	.00	.00	.00	.00
010 426	00357	ROBERT H HARPER	334.35	7910.72	98.00	2318.68	.00	.00	.00	.00	432.35	10229.40
010 426	00855	JAMIE M HUDSPETH	107.68	4553.79	108.26	4578.32	.00	.00	.00	.00	215.94	9132.11
010 426	00603	TIFFANY N SLANKARD	32.39	767.97	34.77	824.40	.00	.00	.00	.00	67.16	1592.37
DEPARTMENT TOTALS			474.42	13232.48	241.03	7721.40	.00	.00	.00	.00	715.45	20953.88
010 435	01069	SARAH C BISHOP	13.31	231.86	14.60	254.33	11.75	204.69	.00	.00	39.66	690.88

FOR PAY PERIOD ENDING 08/25/2016

DEPT NUMBER	EMP#	EMPLOYEE NAME	--- SICK AVAIL	LEAVE VALUE	--- VACATION AVAIL	--- VALUE	--- COMP AVAIL	TIME VALUE	--- HOLIDAY AVAIL	--- VALUE	--- TOTALS AVAIL	--- VALUE
010 435	00069	JOHN W DAVIS III	374.67	5533.88	76.00	1122.52	.00	.00	.00	.00	450.67	6656.40
010 435	00846	MARK A MOREFIELD	.00	.00	.00	.00	.00	.00	.00	.00	.00	.00
010 435	00240	CLIFTON V SMITH	466.71	19737.17	101.73	4302.16	.00	.00	.00	.00	568.44	24039.33
010 435	00841	PEGGY S THRASHER	319.01	7563.73	106.67	2529.15	253.25	6004.56	.00	.00	678.93	16097.44
DEPARTMENT TOTALS			1173.70	33066.64	299.00	8208.16	265.00	6209.25	.00	.00	1737.70	47484.05
010 440	00335	ANNETTE D BALDWIN	165.30	2879.53	120.00	2090.40	.00	.00	.00	.00	285.30	4969.93
010 440	00194	CHAP B CAIN	.00	.00	.00	.00	.00	.00	.00	.00	.00	.00
010 440	00052	CHADWICK O ELMORE	159.96	2063.48	120.00	1548.00	.00	.00	.00	.00	279.96	3611.48
010 440	00305	JO A LEGER	480.00	16473.60	120.00	4118.40	.00	.00	.00	.00	600.00	20592.00
010 440	00899	LINDA R LEONARD	98.52	1808.83	120.00	2203.20	.00	.00	.00	.00	218.52	4012.03
DEPARTMENT TOTALS			903.78	23225.44	480.00	9960.00	.00	.00	.00	.00	1383.78	33185.44
010 450	01314	DANA AMBROSE	6.67	82.04	3.34	41.08	2.00	24.60	.00	.00	12.01	147.72
010 450	01172	MELISSA D BALLINGER	98.66	1254.96	65.45	832.52	1.50	19.08	.00	.00	165.61	2106.56
010 450	00185	DONNA G BROWN	.00	.00	.00	.00	.00	.00	.00	.00	.00	.00
010 450	00629	SHERI L CASKEY	150.54	2035.30	111.40	1506.13	80.00	1081.60	.00	.00	341.94	4623.03
010 450	01175	KARLA GALVAN	42.74	526.56	106.78	1315.53	8.50	104.72	.00	.00	158.02	1946.81
010 450	01291	DESTINY B HENRY	25.69	315.99	23.38	287.57	.00	.00	.00	.00	49.07	603.56
010 450	01351	SIERRA B HOLSTEIN	.00	.00	.00	.00	.00	.00	.00	.00	.00	.00
010 450	00115	FRANCES G KESTER	321.33	5979.95	90.00	1674.90	92.25	1716.77	.00	.00	503.58	9371.62
010 450	00031	REBECCA L LEOPARD	444.58	9265.05	105.50	2198.62	146.00	3042.64	.00	.00	696.08	14506.31
010 450	00711	TANIA J MCGRATH	265.57	3508.18	45.12	596.04	78.00	1030.38	.00	.00	388.69	5134.60
010 450	00851	REBECCA L ROSS	33.34	437.75	30.09	395.08	7.00	91.91	.00	.00	70.43	924.74
010 450	00375	KATIE A THORNTON	.86	11.36	13.40	177.01	2.25	29.72	.00	.00	16.51	218.09
010 450	00260	DOLORES G WILEY	298.93	4418.19	40.40	597.11	21.75	321.47	.00	.00	361.08	5336.77
DEPARTMENT TOTALS			1688.91	27835.33	634.86	9621.59	439.25	7462.89	.00	.00	2763.02	44919.81
010 455	00157	DARLA J DIAZ	436.22	6835.57	56.00	877.52	.00	.00	.00	.00	492.22	7713.09
010 455	01053	STEPHEN E HEBERT	.00	.00	.00	.00	.00	.00	.00	.00	.00	.00
010 455	00704	HEATHER M MULLINS	.00	.00	.00	.00	.00	.00	.00	.00	.00	.00
DEPARTMENT TOTALS			436.22	6835.57	56.00	877.52	.00	.00	.00	.00	492.22	7713.09
010 456	00129	RONNIE E DAVIS	.00	.00	.00	.00	.00	.00	.00	.00	.00	.00
010 456	00266	DEBRA A FANEROS	480.00	7521.60	2.00	31.34	.00	.00	.00	.00	482.00	7552.94
DEPARTMENT TOTALS			480.00	7521.60	2.00	31.34	.00	.00	.00	.00	482.00	7552.94
010 457	01249	JESSICA M HARWELL	.00	.00	.00	.00	.00	.00	.00	.00	.00	.00
010 457	00634	JENNIFER R HAZLETT	215.13	3371.09	90.72	1421.58	.00	.00	.00	.00	305.85	4792.67

## FOR PAY PERIOD ENDING 08/25/2016

DEPT NUMBER	EMP#	EMPLOYEE NAME	--- SICK LEAVE ---		---- VACATION ----		----- COMP TIME -----		----- HOLIDAY -----		----- TOTALS -----	
			AVAIL	VALUE	AVAIL	VALUE	AVAIL	VALUE	AVAIL	VALUE	AVAIL	VALUE
010 457 00083		LAURIE J LONG	373.27	5849.14	90.00	1410.30	.00	.00	.00	.00	463.27	7259.44
010 457 00098		CODY J PARRISH	.00	.00	.00	.00	.00	.00	.00	.00	.00	.00
DEPARTMENT TOTALS			588.40	9220.23	180.72	2831.88	.00	.00	.00	.00	769.12	12052.11
010 458 01312		TINA G KENNEDY	.00	.00	.00	.00	.00	.00	.00	.00	.00	.00
010 458 00245		DONNA R LOWERY	.47	7.36	29.51	462.42	.00	.00	.00	.00	29.98	469.78
010 458 01240		TAMMY K MANUEL	24.02	376.39	20.04	314.03	.00	.00	.00	.00	44.06	690.42
010 458 01235		LARRY R WILBURN	.00	.00	.00	.00	.00	.00	.00	.00	.00	.00
DEPARTMENT TOTALS			24.49	383.75	49.55	776.45	.00	.00	.00	.00	74.04	1160.20
010 459 00330		LYNN D ALLEN	480.00	7521.60	120.00	1880.40	.00	.00	.00	.00	600.00	9402.00
010 459 00836		WADE N BROWN	.00	.00	.00	.00	.00	.00	.00	.00	.00	.00
010 459 00904		HANAH C MCADAMS	233.45	3658.16	118.69	1859.87	.00	.00	.00	.00	352.14	5518.03
DEPARTMENT TOTALS			713.45	11179.76	238.69	3740.27	.00	.00	.00	.00	952.14	14920.03
010 460 00241		RALPH D FULLER	.00	.00	.00	.00	.00	.00	.00	.00	.00	.00
010 460 00151		JOHNNIE M HARNESS	480.00	7521.60	96.67	1514.82	15.00	235.05	.00	.00	591.67	9271.47
010 460 01289		DANIELA P PESINA	66.70	1045.19	33.40	523.38	.00	.00	.00	.00	100.10	1568.57
DEPARTMENT TOTALS			546.70	8566.79	130.07	2038.20	15.00	235.05	.00	.00	691.77	10840.04
010 475 01074		JERRY E ANDRESS	14.89	483.03	.07-	2.27-	.50	16.22	.00	.00	15.32	496.98
010 475 00049		JOAN L BELT	469.83	7653.53	108.45	1766.65	.00	.00	.00	.00	578.28	9420.18
010 475 00127		TORI B GIESE	211.66	3403.49	74.66	1200.53	.00	.00	.00	.00	286.32	4604.02
010 475 00313		WESLEY N HINCH	.00	.00	.00	.00	.00	.00	.00	.00	.00	.00
010 475 01041		STACI KEENE	2.68	36.07	13.36	179.83	.00	.00	.00	.00	16.04	215.90
010 475 01255		KATHRINE B MCCARTY	43.72	1366.25	50.09	1565.31	.00	.00	.00	.00	93.81	2931.56
010 475 01232		MATTHEW E MINICK	57.40	1793.75	53.94	1685.63	.00	.00	.00	.00	111.34	3479.38
010 475 01254		KACIE R STEWART	.00	.00	.00	.00	.00	.00	.00	.00	.00	.00
010 475 00604		GABRIELA WHEELER	24.04	346.66	6.83	98.49	.00	.00	.00	.00	30.87	445.15
DEPARTMENT TOTALS			824.22	15082.78	307.26	6494.17	.50	16.22	.00	.00	1131.98	21593.17
010 476 01109		SHELBY P CLANTON	.12	1.89	2.91	45.92	15.00	236.70	.00	.00	18.03	284.51
010 476 00315		TABITHA L DYSON	7.98-	134.30-	60.86	1024.27	54.25	913.03	.00	.00	107.13	1803.00
010 476 00198		RAGIS A FONTENOT JR	480.00	20683.20	79.00	3404.11	.00	.00	.00	.00	559.00	24087.31
010 476 00228		TERRI L HUGHES	472.00	9425.84	37.69	752.67	1.50	29.96	.00	.00	511.19	10208.47
010 476 01230		PAUL N LOWREY	113.40	2295.22	69.44	1405.47	206.25	4174.50	.00	.00	389.09	7875.19
010 476 00080		CATHY L MCCLUSKY	480.00	9278.40	99.50	1923.34	143.50	2773.86	.00	.00	723.00	13975.60
010 476 00087		KIMBERLY D MEADOWS	24.13	557.40	8.81	203.51	24.25	560.18	.00	.00	57.19	1321.09
010 476 01166		JOY E PARKER	2.83	39.34	15.12	210.17	21.50	298.85	.00	.00	39.45	548.36

## FOR PAY PERIOD ENDING 08/25/2016

DEPT NUMBER	EMP#	EMPLOYEE NAME	--- SICK AVAIL	LEAVE VALUE	--- VACATION AVAIL	--- VALUE	--- COMP AVAIL	TIME VALUE	--- HOLIDAY AVAIL	--- VALUE	--- TOTALS AVAIL	--- VALUE
010 476 00356		IVAN G PEARCE	439.45	10898.36	82.00	2033.60	5.50	136.40	.00	.00	526.95	13068.36
010 476 00847		LOGAN E PICKETT	.00	.00	.00	.00	.00	.00	.00	.00	.00	.00
010 476 01060		MATTHEW C POSTON	111.06	4785.58	.10	4.31	.00	.00	.00	.00	111.16	4789.89
010 476 00113		CHRISTINE V TAYLOR	469.33	9715.13	106.00	2194.20	59.00	1221.30	.00	.00	634.33	13130.63
010 476 01137		STEPHEN C TAYLOR	190.77	9370.62	120.00	5894.40	.00	.00	.00	.00	310.77	15265.02
010 476 00342		ASHLEY L ULKIE	282.01	4450.12	11.67	184.15	8.00	126.24	.00	.00	301.68	4760.51
010 476 00182		JOE W WARREN	461.33	19878.71	35.00	1508.15	.00	.00	.00	.00	496.33	21386.86
		DEPARTMENT TOTALS	3518.45	101245.51	728.10	20788.27	538.75	10471.02	.00	.00	4785.30	132504.80
010 495 00224		DARLENE ALFORD	239.56	4606.74	67.92	1306.10	.00	.00	.00	.00	307.48	5912.84
010 495 00215		RITA L GILBERT	477.00	9172.71	63.50	1221.11	.00	.00	.00	.00	540.50	10393.82
010 495 01157		ALONZO D GOTT	.00	.00	.00	.00	.00	.00	.00	.00	.00	.00
010 495 01336		ANGELA C MASELLI	20.01	707.15	10.02	354.11	.00	.00	.00	.00	30.03	1061.26
010 495 00385		NATALIE J ROPER	239.22	4494.94	112.00	2104.48	.00	.00	.00	.00	351.22	6599.42
010 495 00063		HAROLD R SEAY	.00	.00	.00	.00	.00	.00	.00	.00	.00	.00
		DEPARTMENT TOTALS	975.79	18981.54	253.44	4985.80	.00	.00	.00	.00	1229.23	23967.34
010 497 00068		DEBRA K DEAN	43.15	899.25	57.75	1203.51	9.75	203.19	8.00	166.72	118.65	2472.67
010 497 00084		KIMBERLY A HARRIS	.00	.00	.00	.00	.00	.00	.00	.00	.00	.00
010 497 01143		STEPHANIE M SMITH	21.35	269.44	69.64	878.86	.50	6.31	3.00	37.86	94.49	1192.47
010 497 00248		LISA A TWARDOWSKI	480.00	10003.20	103.00	2146.52	2.25	46.89	15.00	312.60	600.25	12509.21
		DEPARTMENT TOTALS	544.50	11171.89	230.39	4228.89	12.50	256.39	26.00	517.18	813.39	16174.35
010 499 01275		AMANDA J BAKER	1.96-	25.58-	40.08	523.04	.00	.00	.00	.00	38.12	497.46
010 499 00881		RICHARD L BROWN	.00	.00	.00	.00	.00	.00	.00	.00	.00	.00
010 499 01144		CHRISTY L CHAMBERLAIN	.00	.00	.00	.00	.00	.00	.00	.00	.00	.00
010 499 00931		COURTNEY S DANIEL	8.94	144.38	8.73	140.99	.00	.00	.00	.00	17.67	285.37
010 499 01005		TERRI O DRYDEN	15.18	198.10	26.68	348.17	.00	.00	.00	.00	41.86	546.27
010 499 00171		BETTY J EDWARDS	206.20	2690.91	18.48	241.16	.00	.00	.00	.00	224.68	2932.07
010 499 01284		SARA L FORE	32.87	428.95	36.74	479.46	.00	.00	.00	.00	69.61	908.41
010 499 01271		KRISTINA A KING	75.71	988.02	1.25-	16.31-	.00	.00	.00	.00	74.46	971.71
010 499 01292		ANNETTE M LAVIENE	47.03	613.74	30.06	392.28	.00	.00	.00	.00	77.09	1006.02
010 499 01111		MABLE E MCKNIGHT	5.70	74.39	31.99	417.47	.00	.00	.00	.00	37.69	491.86
010 499 00905		DELORES A MOORE	3.33	48.68	5.45	79.68	.25	3.66	.00	.00	9.03	132.02
010 499 01305		PHYLLIS R PARKER	37.36	487.55	26.72	348.70	.00	.00	.00	.00	64.08	836.25
010 499 00060		JO A SMITH	449.66	9370.91	50.43	1050.96	.00	.00	.00	.00	500.09	10421.87
010 499 01279		KIMBERLY A WILBANKS	.79	10.31	40.08	523.04	.00	.00	.00	.00	40.87	533.35
010 499 00996		CHRISSEY L WILEY	2.76-	45.93-	3.28	54.58	.00	.00	.00	.00	.52	8.65
		DEPARTMENT TOTALS	878.05	14984.43	317.47	4583.22	.25	3.66	.00	.00	1195.77	19571.31
010 510 00154		BILLY W BROWN	87.69	1859.03	58.00	1229.60	235.00	4982.00	.00	.00	380.69	8070.63

## FOR PAY PERIOD ENDING 08/25/2016

DEPT NUMBER	EMP#	EMPLOYEE NAME	--- SICK AVAIL	LEAVE VALUE	--- VACATION AVAIL	--- VALUE	--- COMP AVAIL	TIME VALUE	--- HOLIDAY AVAIL	--- VALUE	--- TOTALS AVAIL	--- VALUE
010 510 00363		DEANNA L COLVIN	43.95	580.14	110.00	1452.00	99.75	1316.70	7.00	92.40	260.70	3441.24
010 510 00992		REBECCA A CORDER	165.66	2161.86	99.68	1300.82	37.75	492.64	.00	.00	303.09	3955.32
010 510 00243		BENNIE E JACKSON	455.33	8664.93	114.00	2169.42	244.50	4652.84	.00	.00	813.83	15487.19
010 510 01071		DAVID K MEADOWS	40.64	691.29	38.18	649.44	29.00	493.29	.00	.00	107.82	1834.02
010 510 00037		BRENDA G PECKINPAUGH	23.48	306.41	60.34	787.44	5.00	65.25	.00	.00	88.82	1159.10
010 510 00848		LISA A SMITH	.94	12.27	37.48	489.11	17.00	221.85	.00	.00	55.42	723.23
		DEPARTMENT TOTALS	817.69	14275.93	517.68	8077.83	668.00	12224.57	7.00	92.40	2010.37	34670.73
010 550 01044		JUSTIN B JOHNSTON	.00	.00	.00	.00	.00	.00	.00	.00	.00	.00
		DEPARTMENT TOTALS	.00	.00	.00	.00	.00	.00	.00	.00	.00	.00
010 551 00180		CHRIS R DRYER	36.98	711.13	97.02	1865.69	.00	.00	.00	.00	134.00	2576.82
010 551 00277		LESLIE A HULSEY	.00	.00	.00	.00	.00	.00	.00	.00	.00	.00
010 551 00200		CHAD C LANGDON	25.19	484.40	120.00	2307.60	.00	.00	.00	.00	145.19	2792.00
010 551 00093		DONNA M WALLACE	393.65	5125.32	35.00	455.70	33.00	429.66	.00	.00	461.65	6010.68
		DEPARTMENT TOTALS	455.82	6320.85	252.02	4628.99	33.00	429.66	.00	.00	740.84	11379.50
010 552 00664		MARK A DAVISON	470.00	9038.10	20.01	384.79	13.00	249.99	59.00	1134.57	562.01	10807.45
010 552 00282		DANNY R FRANKUM	.00	.00	.00	.00	.00	.00	.00	.00	.00	.00
		DEPARTMENT TOTALS	470.00	9038.10	20.01	384.79	13.00	249.99	59.00	1134.57	562.01	10807.45
010 553 00701		LINELL O BEALS	58.70	1072.45	33.40	610.22	38.00	694.26	16.00	292.32	146.10	2669.25
010 553 01320		JUDY E COMPTON	.00	.00	.00	.00	.00	.00	.00	.00	.00	.00
010 553 01105		ROBERT L CROFT	26.46	508.83	35.37	680.17	4.50	86.54	.00	.00	66.33	1275.54
010 553 01051		ROBERT E THORNTON JR	.00	.00	.00	.00	.00	.00	.00	.00	.00	.00
		DEPARTMENT TOTALS	85.16	1581.28	68.77	1290.39	42.50	780.80	16.00	292.32	212.43	3944.79
010 554 01256		CARISSA F BARNETT	.00	.00	.00	.00	.00	.00	.00	.00	.00	.00
010 554 00354		LARRY W DESPAIN	.00	.00	.00	.00	.00	.00	.00	.00	.00	.00
010 554 01116		JAMES W GARDINER	130.78	2514.90	120.00	2307.60	.00	.00	.00	.00	250.78	4822.50
010 554 00690		STEVE D HUNTER	348.22	6696.27	78.72	1513.79	.00	.00	.00	.00	426.94	8210.06
		DEPARTMENT TOTALS	479.00	9211.17	198.72	3821.39	.00	.00	.00	.00	677.72	13032.56
010 555 00654		RICARDO AGUILAR II	46.69	897.85	23.38	449.60	48.50	932.66	8.00	153.84	126.57	2433.95
010 555 00039		LARRY G ALLEN	230.81	4438.48	120.00	2307.60	9.50	182.69	13.00	249.99	373.31	7178.76
010 555 00048		JAMES M COOPER JR	47.13	906.31	5.17	99.42	.00	.00	.00	.00	52.30	1005.73
010 555 00607		PATRICIA A DESPAIN	12.13	157.69	6.67	86.71	.00	.00	.00	.00	18.80	244.40

FOR PAY PERIOD ENDING 08/25/2016

DEPT NUMBER	EMP#	EMPLOYEE NAME	--- SICK AVAIL	LEAVE VALUE	--- VACATION AVAIL	--- VALUE	--- COMP AVAIL	TIME VALUE	--- HOLIDAY AVAIL	--- VALUE	--- TOTALS AVAIL	--- VALUE	
010	555	01058	JOHN E JOSLIN	.00	.00	.00	.00	.00	.00	.00	.00	.00	
DEPARTMENT TOTALS			336.76	6400.33	155.22	2943.33	58.00	1115.35	21.00	403.83	570.98	10862.84	
010	560	01083	RUBEN ARELLANO	259.47	5150.48	49.86	989.72	205.75	4084.14	478.25	9493.26	993.33	19717.60
010	560	00021	JEFFREY A ASHWORTH	22.99	482.10	49.53	1038.64	.00	.00	4.25	89.12	76.77	1609.86
010	560	00055	BRETT Y AUDILET	480.00	10065.60	104.68	2195.14	235.25	4933.19	285.75	5992.18	1105.68	23186.11
010	560	01302	CHRISTAN N BAULD	32.69	471.39	23.38	337.14	134.25	1935.89	60.00	865.20	250.32	3609.62
010	560	01170	TAMMY R BEAM	123.40	1779.43	103.43	1491.46	127.00	1831.34	165.00	2379.30	518.83	7481.53
010	560	00264	GORDON R BEAN	468.00	9289.80	86.74	1721.79	243.75	4838.44	226.00	4486.10	1024.49	20336.13
010	560	01073	JOHN W BENNETT	278.14	5521.08	85.94	1705.91	328.75	6525.69	447.50	8882.88	1140.33	22635.56
010	560	00124	HUGH P BISHOP	214.94	4266.56	72.68	1442.70	181.50	3602.78	247.50	4912.88	716.62	14224.92
010	560	00172	BONNIE BISHOP	287.20	3733.60	100.50	1306.50	227.25	2954.25	328.25	4267.25	943.20	12261.60
010	560	00292	LINDA L BLOOMINGDALE	40.36	801.15	69.03	1370.25	.00	.00	121.25	2406.81	230.64	4578.21
010	560	01299	SHELBY C BONIN	33.69	485.81	23.38	337.14	140.00	2018.80	62.00	894.04	259.07	3735.79
010	560	00372	BRIAN D BORTZ	480.00	10065.60	69.19	1450.91	86.25	1808.66	32.50	681.53	667.94	14006.70
010	560	00027	PEGGY L BOURGEOIS	49.58	650.99	110.00	1444.30	33.75	443.14	1.00	13.13	194.33	2551.56
010	560	00291	ALTON W BOWDOIN	.00	.00	.00	.00	.00	.00	.00	.00	.00	.00
010	560	01300	MALINA A BRACK	40.02	577.09	20.04	288.98	61.75	890.44	26.00	374.92	147.81	2131.43
010	560	00079	LINDA L CHAPMAN	25.52	328.44	20.04	257.91	1.50	19.31	1.00	12.87	48.06	618.53
010	560	01052	JOSHUA D CUMMINS	196.31	4116.62	109.50	2296.22	177.25	3716.93	392.50	8230.73	875.56	18360.50
010	560	01238	TARA G DAGLE	.00	.00	.00	.00	.00	.00	.00	.00	.00	.00
010	560	01241	GEORGE D DANIELS JR	44.73	887.89	80.27	1593.36	92.50	1836.13	202.50	4019.63	420.00	8337.01
010	560	01077	AMBER J DAVILA	20.22	265.49	49.01	643.50	33.75	443.14	6.00	78.78	108.98	1430.91
010	560	00211	KEN T DEFOOR	.00	.00	.00	.00	.00	.00	.00	.00	.00	.00
010	560	00012	MICHELLE O DESHOTEL	291.20	6106.46	108.25	2270.00	130.00	2726.10	144.25	3024.92	673.70	14127.48
010	560	01239	EMALEE C DIEHL	.00	.00	.00	.00	6.00	86.52	.00	.00	6.00	86.52
010	560	00337	ROBERT R DUNN	480.00	10065.60	120.00	2516.40	480.00	10065.60	885.25	18563.69	1965.25	41211.29
010	560	01301	SHELLY A EDWARDS	60.03	1191.60	30.06	596.69	209.25	4153.61	156.00	3096.60	455.34	9038.50
010	560	00128	MARK D ELLINGTON	480.00	11212.80	106.00	2476.16	.00	.00	.00	.00	586.00	13688.96
010	560	00235	DARRELL W ELLIOTT	452.97	9498.78	88.75	1861.09	262.75	5509.87	754.00	15811.38	1558.47	32681.12
010	560	01065	STEFAN T FASOLINO	226.31	4492.25	104.69	2078.10	403.00	7999.55	463.50	9200.48	1197.50	23770.38
010	560	01128	TANA W FISHER	.00	.00	.00	.00	.00	.00	.00	.00	.00	.00
010	560	01156	MISTY D FREGIA	126.73	1827.45	86.77	1251.22	183.50	2646.07	236.50	3410.33	633.50	9135.07
010	560	00011	PATRICIA D GARPNE	480.00	6302.40	50.00	656.50	175.50	2304.32	40.50	531.77	746.00	9794.99
010	560	00888	IVAN GONZALEZ	369.36	7331.80	113.00	2243.05	304.50	6044.33	436.00	8654.60	1222.86	24273.78
010	560	01078	CRYSTAL A GUILLORY	85.22	1118.94	59.26	778.08	45.25	594.13	29.75	390.62	219.48	2881.77
010	560	01348	ZACK T HARKNESS	.00	.00	.00	.00	.00	.00	.00	.00	.00	.00
010	560	00193	JAMES A HOBSON	217.31	4313.60	80.02	1588.40	156.75	3111.49	187.75	3726.84	641.83	12740.33
010	560	00181	LELA A HOLLEY	290.35	4186.85	67.34	971.04	192.75	2779.46	665.00	9589.30	1215.44	17526.65
010	560	00727	SHIRLEY M JACKSON	169.42	2776.79	81.02	1327.92	132.50	2171.68	55.00	901.45	437.94	7177.84
010	560	01079	WILLIAM M KNOX	62.47	1310.00	82.18	1723.31	192.50	4036.73	144.75	3035.41	481.90	10105.45
010	560	00261	TOMMY A KOEN	466.50	9782.51	96.00	2013.12	288.25	6044.60	484.25	10154.72	1335.00	27994.95
010	560	00070	PAUL D LASCO	479.33	10051.55	80.00	1677.60	464.00	9730.08	710.25	14893.94	1733.58	36353.17
010	560	00889	JOSHUA S LEAL	66.71	1324.19	46.75	927.99	200.75	3984.89	166.00	3295.10	480.21	9532.17
010	560	00882	LINDA W LONGORIA	18.45	242.25	10.02	131.56	3.00	39.39	16.25	213.36	47.72	626.56
010	560	01057	RANSON L MARTEL	286.81	5693.18	120.00	2382.00	402.00	7979.70	601.75	11944.74	1410.56	27999.62
010	560	00653	JAMES R MCQUEEN	313.49	6222.78	100.94	2003.66	284.25	5642.36	490.25	9731.46	1188.93	23600.26

FOR PAY PERIOD ENDING 08/25/2016

DEPT NUMBER	EMP#	EMPLOYEE NAME	--- SICK AVAIL	LEAVE VALUE	--- VACATION AVAIL	--- VACATION VALUE	--- COMP AVAIL	--- TIME VALUE	--- HOLIDAY AVAIL	--- HOLIDAY VALUE	--- TOTALS AVAIL	--- TOTALS VALUE
010 560 00850		JAMES W MCQUEEN	260.09	5162.79	88.59	1758.51	132.75	2635.09	154.00	3056.90	635.43	12613.29
010 560 01242		JOHN M MENDOZA	28.04	556.59	40.08	795.59	51.75	1027.24	116.50	2312.53	236.37	4691.95
010 560 01330		ANN M MITCHELL	33.35	662.00	16.70	331.50	36.00	714.60	48.00	952.80	134.05	2660.90
010 560 01331		SEAN C MITCHELL	33.35	662.00	16.70	331.50	48.00	952.80	40.75	808.89	138.80	2755.19
010 560 00168		DONALD W NEYLAND	480.00	11212.80	60.00	1401.60	.00	.00	.00	.00	540.00	12614.40
010 560 01045		TIMOTHY D NIEMEYER	293.48	6154.28	110.69	2321.17	409.50	8587.22	321.00	6731.37	1134.67	23794.04
010 560 00360		VITA O'REILLY	34.74	447.10	84.78	1091.12	40.50	521.24	27.25	350.71	187.27	2410.17
010 560 00331		JAMES A OTT JR	79.98	1587.60	60.00	1191.00	19.50	387.08	42.25	838.66	201.73	4004.34
010 560 01086		LISA M PARKER	.00	.00	.00	.00	.00	.00	.00	.00	.00	.00
010 560 01337		KEENAN R PARTAIN	20.01	288.54	10.02	144.49	39.50	569.59	24.00	346.08	93.53	1348.70
010 560 00125		FLOYD W PEARSON JR	470.00	9855.90	93.25	1955.45	376.75	7900.45	646.50	13557.11	1586.50	33268.91
010 560 01112		BENITO A PEREZ JR	66.70	1324.00	33.40	662.99	.00	.00	.00	.00	100.10	1986.99
010 560 00994		DUSTIN L PIASSOLI	197.49	2567.37	46.53	604.89	148.50	1930.50	173.00	2249.00	565.52	7351.76
010 560 00359		CLINTON T PIERCE	234.45	4916.42	113.00	2369.61	469.00	9834.93	457.00	9583.29	1273.45	26704.25
010 560 00369		CRYSTAL D PIERCE	175.81	4106.92	94.85	2215.70	.00	.00	.00	.00	270.66	6322.62
010 560 01280		DAVID C POWELL	.00	.00	.00	.00	.00	.00	.00	.00	.00	.00
010 560 00347		ROBERT J RADER	.00	.00	.00	.00	.00	.00	.00	.00	.00	.00
010 560 01118		STEVEN T RASBERRY	184.78	3667.88	112.53	2233.72	208.75	4143.69	247.25	4907.91	753.31	14953.20
010 560 01266		SHELLA M RAY	25.96	515.31	40.58	805.51	118.75	2357.19	145.00	2878.25	330.29	6556.26
010 560 00296		SHANDALYNN N RHAME	144.32	2864.75	80.77	1603.28	265.25	5265.21	231.00	4585.35	721.34	14318.59
010 560 00072		KIMBERLY M RODDEN	225.89	4483.92	86.03	1707.70	124.25	2466.36	195.00	3870.75	631.17	12528.73
010 560 00173		BRUCE W SIMS	480.00	9528.00	110.08	2185.09	260.25	5165.96	179.25	3558.11	1029.58	20437.16
010 560 00624		ALLISON L SOBOL	92.49	1214.39	76.86	1009.17	.00	.00	.00	.00	169.35	2223.56
010 560 01332		BRYAN R SOROLA	33.35	662.00	16.70	331.50	64.75	1285.29	48.00	952.80	162.80	3231.59
010 560 00677		JAMES E SPRAYBERRY	49.39	1035.71	62.61	1312.93	67.00	1404.99	77.25	1619.93	256.25	5373.56
010 560 00726		MICHAEL R STRAIT	404.00	8019.40	67.32	1336.30	33.88	672.52	192.50	3821.13	697.70	13849.35
010 560 01142		KENNETH C TAYLOR	85.60	1699.16	91.97	1825.60	174.25	3458.86	211.00	4188.35	562.82	11171.97
010 560 01277		LAURA A TAYLOR	.00	.00	.00	.00	.00	.00	.00	.00	.00	.00
010 560 00361		KEVIN L THEISS	480.00	9528.00	116.50	2312.53	287.75	5711.84	364.00	7225.40	1248.25	24777.77
010 560 00362		CHRISTOPHER L UNGLER	232.85	4882.86	110.00	2306.70	468.00	9813.96	658.00	13798.26	1468.85	30801.78
010 560 00636		STEPHANIE N WALDEN	18.91	375.36	61.87	1228.12	166.25	3300.06	175.75	3488.64	422.78	8392.18
010 560 00213		SHERRY E WALTON	363.57	5682.60	115.34	1802.76	154.25	2410.93	628.50	9823.46	1261.66	19719.75
010 560 01062		SYLVESTER C WEBB JR	.00	.00	.00	.00	.00	.00	.00	.00	.00	.00
010 560 01082		TAYLOR W WELLS	254.22	5046.27	113.00	2243.05	361.00	7165.85	462.00	9170.70	1190.22	23625.87
010 560 01048		CHARLES D WERNER	126.73	2515.59	86.77	1722.38	116.75	2317.49	169.00	3354.65	499.25	9910.11
010 560 00102		ROYCE L WHEELER	.00	.00	.00	.00	.00	.00	.00	.00	.00	.00
010 560 01267		RICHARD E WHITTEN	62.71	1244.79	50.08	994.09	212.50	4218.13	182.00	3612.70	507.29	10069.71
010 560 01327		EARLIE WILLIAMS IV	33.35	662.00	16.70	331.50	23.00	456.55	48.00	952.80	121.05	2402.85
010 560 01253		HOLLY K WILSON	72.39	931.66	73.43	945.04	26.75	344.27	17.50	225.23	190.07	2446.20
010 560 01270		MELLODYE A WINKLER	.00	.00	.00	.00	.00	.00	.00	.00	.00	.00
010 560 01347		WHITNEY A WOOD	13.34	192.36	6.68	96.33	23.25	335.27	12.00	173.04	55.27	797.00
010 560 00893		RABONNA L YOUNG	83.42	1202.92	104.67	1509.34	181.00	2610.02	374.00	5393.08	743.09	10715.36
010 560 01098		PAUL A YOUNG JR	245.96	4882.31	115.68	2296.25	410.50	8148.43	361.00	7165.85	1133.14	22492.84
010 560 01160		TIFFANY J YUEN	117.00	1687.14	76.79	1107.31	142.25	2051.25	343.00	4946.06	679.04	9791.76
DEPARTMENT TOTALS			14757.64	286019.59	5519.80	103806.78	12488.88	239697.61	17125.50	328751.11	49891.82	958275.09
010 570 00023		MARTHA E CALDWELL	127.78	1719.92	50.15	675.02	.00	.00	.00	.00	177.93	2394.94

FOR PAY PERIOD ENDING 08/25/2016

DEPT NUMBER	EMP#	EMPLOYEE NAME	--- SICK AVAIL	LEAVE VALUE	--- VACATION AVAIL	--- VACATION VALUE	--- COMP AVAIL	--- COMP TIME VALUE	--- HOLIDAY AVAIL	--- HOLIDAY VALUE	--- TOTALS AVAIL	--- TOTALS VALUE
010 570	00196	DANELLA S MCCARTY	356.38	6311.49	42.06	744.88	6.00	106.26	.00	.00	404.44	7162.63
010 570	00884	LUCILA M TREVIZO	168.53	2234.71	7.57	100.38	.00	.00	.00	.00	176.10	2335.09
DEPARTMENT TOTALS			652.69	10266.12	99.78	1520.28	6.00	106.26	.00	.00	758.47	11892.66
010 581	00147	CRISTA M BEASLEY	466.66	6785.24	85.80	1247.53	.00	.00	.00	.00	552.46	8032.77
010 581	00122	THOMAS E BRANCH	480.00	11212.80	73.37	1713.92	12.00	280.32	.00	.00	565.37	13207.04
010 581	00140	JAMES L CARSON	480.00	9734.40	80.00	1622.40	10.50	212.94	.00	.00	570.50	11569.74
DEPARTMENT TOTALS			1426.66	27732.44	239.17	4583.85	22.50	493.26	.00	.00	1688.33	32809.55
010 582	00906	BRENDA M FAIRCHILD	27.01	568.29	56.21	1182.66	13.50	284.04	.00	.00	96.72	2034.99
010 582	01093	BESSIE N SEWELL	31.46	474.42	56.50	852.02	45.50	686.14	.00	.00	133.46	2012.58
DEPARTMENT TOTALS			58.47	1042.71	112.71	2034.68	59.00	970.18	.00	.00	230.18	4047.57
010 622	00343	LOUIS W BERGMAN III	45.35	1238.06	32.83	896.26	.00	.00	.00	.00	78.18	2134.32
010 622	01335	DENNIS A GILBERT	26.68	410.34	13.36	205.48	.00	.00	.00	.00	40.04	615.82
010 622	01155	RAQUEL LULE	48.70	655.50	33.40	449.56	15.50	208.63	.00	.00	97.60	1313.69
010 622	00238	CURTIS C PORTER	464.00	7261.60	110.67	1731.99	.00	.00	.00	.00	574.67	8993.59
010 622	00694	JENNIFER L PURNELL	106.97	1674.08	96.62	1512.10	53.50	837.28	2.00	31.30	259.09	4054.76
DEPARTMENT TOTALS			691.70	11239.58	286.88	4795.39	69.00	1045.91	2.00	31.30	1049.58	17112.18
010 646	00325	DONNA C BURT	429.85	9847.86	72.00	1649.52	.00	.00	.00	.00	501.85	11497.38
010 646	01246	MICHELLE R CONNER	33.37	481.20	36.74	529.79	.00	.00	.00	.00	70.11	1010.99
010 646	00659	PENNY P MCMILLEN	94.75	1479.05	26.79	418.19	.00	.00	.00	.00	121.54	1897.24
DEPARTMENT TOTALS			557.97	11808.11	135.53	2597.50	.00	.00	.00	.00	693.50	14405.61
010 660	00675	DEBORAH K MCGINNIS-PAI	480.00	9691.20	120.00	2422.80	93.00	1877.67	.00	.00	693.00	13991.67
DEPARTMENT TOTALS			480.00	9691.20	120.00	2422.80	93.00	1877.67	.00	.00	693.00	13991.67
010 665	01311	AMANDA D BROOKS	.00	.00	.00	.00	.00	.00	.00	.00	.00	.00
010 665	00004	ALEXIS N CORDOVA	93.31	729.68	70.00	547.40	.00	.00	.00	.00	163.31	1277.08
010 665	01283	WILLIAM R FLORA	.00	.00	.00	.00	.00	.00	.00	.00	.00	.00
010 665	00268	SANDRA R GAMMON	436.95	5793.96	102.00	1352.52	64.00	848.64	.00	.00	602.95	7995.12
010 665	00146	ANDLE A MAYON	.00	.00	.00	.00	.00	.00	.00	.00	.00	.00
010 665	00275	JO L REYNOLDS	466.66	6187.91	91.34	1211.17	189.00	2506.14	.00	.00	747.00	9905.22
DEPARTMENT TOTALS			996.92	12711.55	263.34	3111.09	253.00	3354.78	.00	.00	1513.26	19177.42
FUND TOTALS			38793.60	768049.14	12939.35	245806.72	15093.96	287245.42	17256.50	331222.71	84083.41	1632323.99



FOR PAY PERIOD ENDING 08/25/2016

DEPT NUMBER	EMP#	EMPLOYEE NAME	--- SICK AVAIL	LEAVE VALUE	--- VACATION AVAIL	--- VACATION VALUE	--- COMP AVAIL	TIME VALUE	--- HOLIDAY AVAIL	--- HOLIDAY VALUE	--- TOTALS AVAIL	--- TOTALS VALUE
DEPARTMENT TOTALS			.00	.00	.00	.00	.00	.00	.00	.00	.00	.00
015 612	00920	DAVID D CRAWFORD	106.84	1969.06	106.68	1966.11	91.75	1690.95	40.00	737.20	345.27	6363.32
015 612	01176	KEVIN B GEHEB	17.74	326.95	48.78	899.02	.00	.00	40.00	737.20	106.52	1963.17
015 612	00346	RANDY L HUMBER	480.00	11846.40	109.02	2690.61	235.50	5812.14	40.00	987.20	864.52	21336.35
015 612	00137	CYNTHIA M IVY	476.50	8300.63	110.00	1916.20	9.00	156.78	40.00	696.80	635.50	11070.41
015 612	00040	TRAVIS JACKSON JR	480.00	7483.20	59.20	922.93	31.00	483.29	40.00	623.60	610.20	9513.02
015 612	01231	DANNY L LAMBERT	.00	.00	.00	.00	.00	.00	.00	.00	.00	.00
015 612	00602	JOHNYE H MCMURTRY	135.44	2111.51	30.25	471.60	5.75	89.64	40.00	623.60	211.44	3296.35
015 612	01334	ANTONIO D RAMIREZ	12.68	216.32	13.36	227.92	27.00	460.62	10.00	170.60	63.04	1075.46
015 612	00257	WILLIAM J RAYON	55.70	946.90	33.40	567.80	29.00	493.00	50.00	850.00	168.10	2857.70
015 612	00270	KAREN F SANDEFUR	.00	.00	.00	.00	.00	.00	.00	.00	.00	.00
015 612	01259	JOHN E SCOTT	32.72	584.05	66.76	1191.67	18.50	330.23	40.00	714.00	157.98	2819.95
015 612	00707	MICHAEL R SELLERS	480.00	8846.40	72.62	1338.39	147.00	2709.21	40.00	737.20	739.62	13631.20
015 612	00309	JAMES J SEMIEN	480.00	8160.00	90.00	1530.00	4.00	68.00	50.00	850.00	624.00	10608.00
015 612	00613	JOHN C TROUSDALE	13.34	226.78	6.68	113.56	9.75	165.75	.00	.00	29.77	506.09
015 612	01288	JOHN W WILSON	66.70	1416.71	33.40	709.42	32.00	679.68	40.00	849.60	172.10	3655.41
DEPARTMENT TOTALS			2837.66	52434.91	780.15	14545.23	640.25	13139.29	470.00	8577.00	4728.06	88696.43
015 613	00169	MICHAEL W BORSKI	480.00	7939.20	110.00	1819.40	169.00	2795.26	30.00	496.20	789.00	13050.06
015 613	00175	BRADLEY W BORSKI	279.55	3868.97	76.43	1057.79	94.75	1311.34	30.00	415.20	480.73	6653.30
015 613	00719	GEORGE BURRELL JR	52.20	698.96	118.67	1588.99	125.75	1683.79	8.00	107.12	304.62	4078.86
015 613	00863	CARL H CADE	36.53	604.21	100.57	1663.43	5.75	95.11	30.00	496.20	172.85	2858.95
015 613	01315	RICKY D CAROTHERS JR	13.02	208.32	20.04	320.64	18.25	292.00	20.00	320.00	71.31	1140.96
015 613	00267	JOHNNY D CHAPMAN	56.39	962.01	33.43	570.32	93.50	1595.11	30.00	511.80	213.32	3639.24
015 613	01085	JAY C COOK	45.47	740.25	57.01	928.12	74.75	1216.93	30.00	488.40	207.23	3373.70
015 613	01251	CARL S DEVILLE	53.39	869.19	63.43	1032.64	45.50	740.74	30.00	488.40	192.32	3130.97
015 613	01243	TIFFANY M GRAHAM	31.73	516.56	38.77	631.18	.00	.00	30.00	488.40	100.50	1636.14
015 613	01164	THOMAS G HAZLETT	6.83	93.23	70.12	957.14	47.25	644.96	30.00	409.50	154.20	2104.83
015 613	01287	MICHELLE R LOMAS	19.70	263.78	33.40	447.23	7.00	93.73	.00	.00	60.10	804.74
015 613	00911	JAMES W MCINTOSH	6.68	112.22	58.22	978.10	53.25	894.60	30.00	504.00	148.15	2488.92
015 613	00209	DARON L METTLEN	376.66	9295.97	110.00	2714.80	180.00	4442.40	30.00	740.40	696.66	17193.57
015 613	01139	CRYSTAL G PORTER	21.77	320.02	41.81	614.61	37.25	547.58	38.00	558.60	138.83	2040.81
015 613	00307	JERRY L RIVES	480.00	11088.00	110.00	2541.00	214.75	4960.73	30.00	693.00	834.75	19282.73
015 613	01313	LARRY W RIVES	6.69	113.73	23.38	397.46	52.25	888.25	30.00	510.00	112.32	1909.44
015 613	00915	ELOY J RODRIGUEZ	178.49	2952.22	112.35	1858.27	298.50	4937.19	30.00	496.20	619.34	10243.88
015 613	00886	TOMMY J SMALL	28.86	477.34	75.90	1255.39	176.25	2915.18	30.00	496.20	311.01	5144.11
015 613	00042	LORETTA J STARK	461.33	6177.21	110.67	1481.87	139.50	1867.91	8.00	107.12	719.50	9634.11
015 613	00067	CLAYTON W STARK	214.60	3549.48	14.34	237.18	39.00	645.06	.00	.00	267.94	4431.72
015 613	00358	DAVID J STARK	.00	.00	.00	.00	.00	.00	.00	.00	.00	.00
015 613	01081	JERRY W TANNER	36.45	631.68	6.83	118.36	13.00	225.29	30.00	519.90	86.28	1495.23
015 613	00025	ROBERT L WEIDNER SR	174.92	3223.78	88.00	1621.84	65.25	1202.56	30.00	552.90	358.17	6601.08
015 613	00047	BRADFORD P WILLIAMSON	71.12	1232.51	46.16	799.95	47.25	818.84	30.00	519.90	194.53	3371.20
DEPARTMENT TOTALS			3132.38	55938.84	1519.53	25635.71	1997.75	34814.56	584.00	9919.44	7233.66	126308.55
015 614	00251	RICKY D BURT	24.74	337.70	11.78	160.80	.00	.00	20.00	273.00	56.52	771.50

FOR PAY PERIOD ENDING 08/25/2016

DEPT NUMBER	EMP#	EMPLOYEE NAME	--- SICK AVAIL	LEAVE VALUE	--- VACATION AVAIL	--- VACATION VALUE	--- COMP AVAIL	TIME VALUE	--- HOLIDAY AVAIL	--- HOLIDAY VALUE	--- TOTALS AVAIL	--- TOTALS VALUE
015 614	00657	BUDDY R CULLEY II	24.47	385.40	36.84	580.23	.00	.00	20.00	315.00	81.31	1280.63
015 614	00628	JACQUELINE L GEISLEMAN	215.09	4004.98	53.59	997.85	.00	.00	20.00	372.40	288.68	5375.23
015 614	00367	LYNDON B JOHNSON	59.71	987.60	89.00	1472.06	.00	.00	20.00	330.80	168.71	2790.46
015 614	01099	ALLEN W MAY	41.96	672.62	63.50	1017.91	.00	.00	20.00	320.60	125.46	2011.13
015 614	00149	JASON R SHAW	250.81	5016.20	33.42	668.40	.00	.00	20.00	400.00	304.23	6084.60
015 614	00718	JUSTIN W SHAW	31.57	475.44	40.07	603.45	.00	.00	20.00	301.20	91.64	1380.09
015 614	01328	NATHAN A SHAW	25.35	278.85	16.70	183.70	.00	.00	20.00	220.00	62.05	682.55
DEPARTMENT TOTALS			673.70	12158.79	344.90	5684.40	.00	.00	160.00	2533.00	1178.60	20376.19
015 615	00073	GEORGE L ADDINGTON	12.93	224.72	90.01	1564.37	87.25	1516.41	.00	.00	190.19	3305.50
015 615	00916	JOHN A BOSTON SR	.21	3.27	.21	3.27	.00	.00	.00	.00	.42	6.54
015 615	00034	DANNY C EARP	468.23	8282.99	120.00	2122.80	139.75	2472.18	.00	.00	727.98	12877.97
015 615	00178	ROBERT D HOLLON II	132.91	2376.43	77.03	1377.30	7.50	134.10	.00	.00	217.44	3887.83
015 615	00349	LANCE R JACKSON	455.32	7799.63	65.00	1113.45	23.50	402.56	.00	.00	543.82	9315.64
015 615	01290	JOSHUA D LANGDON	.20	2.60	33.40	434.20	.00	.00	.00	.00	33.60	436.80
015 615	01236	DARYL MCWHORTER	101.73	2464.92	86.77	2102.44	121.00	2931.83	10.00	242.30	319.50	7741.49
015 615	01333	JOSHUA K MITCHELL	.18	2.70	13.36	200.40	63.50	952.50	.00	.00	77.04	1155.60
015 615	01244	MISTY L MONTGOMERY	5.81	95.57	43.43	714.42	14.25	234.41	.00	.00	63.49	1044.40
015 615	01310	WILLIAM W RAYON	26.69	413.70	23.38	362.39	119.75	1856.13	.00	.00	169.82	2632.22
015 615	01224	KAREN REITER	58.73	1037.76	86.77	1533.23	4.25	75.10	.00	.00	149.75	2646.09
015 615	00301	RICKY J SACKETT	480.00	8784.00	87.34	1598.32	125.25	2292.08	20.00	366.00	712.59	13040.40
015 615	00619	DONALD R SHAVER	10.39	169.15	43.43	707.04	15.75	256.41	.00	.00	69.57	1132.60
015 615	01345	TERRY C SLAUGHTER	13.34	220.11	6.68	110.22	28.50	470.25	.00	.00	48.52	800.58
015 615	00002	THOMAS S SMITH	2.17	37.71	16.26	282.60	8.75	152.08	.00	.00	27.18	472.39
015 615	01272	BRANDON W SONES	.21	3.31	4.25	66.94	13.00	204.75	.00	.00	17.46	275.00
015 615	01260	ELIJAH L THRASHER JR	23.47	402.98	26.76	459.47	71.25	1223.36	30.00	515.10	151.48	2600.91
DEPARTMENT TOTALS			1792.52	32321.55	824.08	14752.86	843.25	15174.15	60.00	1123.40	3519.85	63371.96
FUND TOTALS			8436.26	152854.09	3468.66	60618.20	3481.25	63128.00	1274.00	22152.84	16660.17	298753.13

FOR PAY PERIOD ENDING 08/25/2016

DEPT NUMBER	EMP#	EMPLOYEE NAME	--- SICK LEAVE --- AVAIL VALUE	---- VACATION ---- AVAIL VALUE	----- COMP TIME ----- AVAIL VALUE	----- HOLIDAY ----- AVAIL VALUE	----- TOTALS ----- AVAIL VALUE
DEPARTMENT TOTALS			.00 .00	.00 .00	.00 .00	.00 .00	.00 .00
091 611 00771		JACK R CARRAWAY	.00 .00	.00 .00	.00 .00	.00 .00	.00 .00
091 611 01084		TERRY L DAVIS	266.80 4068.70	66.84 1019.31	15.00 228.75	.00 .00	348.64 5316.76
091 611 00605		ROBERT E NOACK	166.19 2534.40	16.83 256.66	3.00 45.75	.00 .00	186.02 2836.81
091 611 00253		EDWIN L PSENCIK	480.00 8726.40	120.00 2181.60	150.00 2727.00	.00 .00	750.00 13635.00
091 611 01339		ALICE R ROLKE	.00 .00	.00 .00	.00 .00	.00 .00	.00 .00
091 611 01340		WALTER W WADE	.00 .00	.00 .00	.00 .00	.00 .00	.00 .00
DEPARTMENT TOTALS			912.99 15329.50	203.67 3457.57	168.00 3001.50	.00 .00	1284.66 21788.57
FUND TOTALS			912.99 15329.50	203.67 3457.57	168.00 3001.50	.00 .00	1284.66 21788.57

FOR PAY PERIOD ENDING 08/25/2016

DEPT NUMBER	EMP#	EMPLOYEE NAME	--- SICK AVAIL	LEAVE VALUE	--- VACATION AVAIL	--- VALUE	--- COMP AVAIL	TIME VALUE	--- HOLIDAY AVAIL	--- VALUE	--- TOTALS AVAIL	--- VALUE
DEPARTMENT TOTALS			.00	.00	.00	.00	.00	.00	.00	.00	.00	.00
092 570	00188	KATHLEEN S BARRETT	.00	.00	.00	.00	.00	.00	.00	.00	.00	.00
092 570	00304	JENNIFER C BRAWNER	.00	.00	.00	.00	.00	.00	.00	.00	.00	.00
092 570	00917	SHANITRIA D ELMORE	.00	.00	.00	.00	.00	.00	.00	.00	.00	.00
092 570	00909	LYNDA D FLEMING	.00	.00	.00	.00	.00	.00	.00	.00	.00	.00
092 570	00870	MILES D HARTLEIN	.00	.00	.00	.00	.00	.00	.00	.00	.00	.00
092 570	00165	CASUNDR A K HEBERT	.00	.00	.00	.00	.00	.00	.00	.00	.00	.00
092 570	01104	MARISA S HENRY	.00	.00	.00	.00	.00	.00	.00	.00	.00	.00
092 570	01250	KAREN R HUMBER	.00	.00	.00	.00	.00	.00	.00	.00	.00	.00
092 570	01169	CHRISTI M JOHNSON	.00	.00	.00	.00	.00	.00	.00	.00	.00	.00
092 570	00179	REAGAN E KEY	.00	.00	.00	.00	.00	.00	.00	.00	.00	.00
092 570	00722	LACY R KRUEGER	.00	.00	.00	.00	.00	.00	.00	.00	.00	.00
092 570	00033	DIANE P MANEK	.00	.00	.00	.00	.00	.00	.00	.00	.00	.00
092 570	00221	JOHN M MCADAMS	.00	.00	.00	.00	.00	.00	.00	.00	.00	.00
092 570	00908	ANGELA M MENDOZA	.00	.00	.00	.00	.00	.00	.00	.00	.00	.00
092 570	01168	ASHLEY D MILLER	.00	.00	.00	.00	.00	.00	.00	.00	.00	.00
092 570	00353	CELESTE L MORENO	.00	.00	.00	.00	.00	.00	.00	.00	.00	.00
092 570	00064	KAREN L O'BRIEN	.00	.00	.00	.00	.00	.00	.00	.00	.00	.00
092 570	00921	LACI J OVERSTREET	.00	.00	.00	.00	.00	.00	.00	.00	.00	.00
092 570	01350	CHRISTOPHER D PARKER	.00	.00	.00	.00	.00	.00	.00	.00	.00	.00
092 570	00163	JON K PATTON	.00	.00	.00	.00	.00	.00	.00	.00	.00	.00
092 570	00038	DELMA J POWELL	.00	.00	.00	.00	.00	.00	.00	.00	.00	.00
092 570	00999	JEANETTE B RHAME	.00	.00	.00	.00	.00	.00	.00	.00	.00	.00
092 570	00164	STEVEN E SWAN	.00	.00	.00	.00	.00	.00	.00	.00	.00	.00
092 570	00208	LISA L WARREN	.00	.00	.00	.00	.00	.00	.00	.00	.00	.00
092 570	00898	KODY B WHITE	.00	.00	.00	.00	.00	.00	.00	.00	.00	.00
092 570	01114	JODI L YOUNG	.00	.00	.00	.00	.00	.00	.00	.00	.00	.00
DEPARTMENT TOTALS			.00	.00	.00	.00	.00	.00	.00	.00	.00	.00
092 572	00993	VIVIANN W BOYER	.00	.00	.00	.00	.00	.00	.00	.00	.00	.00
092 572	00136	JASON W JONES	.00	.00	.00	.00	.00	.00	.00	.00	.00	.00
DEPARTMENT TOTALS			.00	.00	.00	.00	.00	.00	.00	.00	.00	.00
092 574	01136	CODY D ARNOLD	.00	.00	.00	.00	.00	.00	.00	.00	.00	.00
092 574	00204	ERICKA R CARLOCK	.00	.00	.00	.00	.00	.00	.00	.00	.00	.00
092 574	01154	EDDIE R GALLAWAY	.00	.00	.00	.00	.00	.00	.00	.00	.00	.00
092 574	00005	MARK W HAINLEY	.00	.00	.00	.00	.00	.00	.00	.00	.00	.00
092 574	00869	JEFFERY S LEE	.00	.00	.00	.00	.00	.00	.00	.00	.00	.00
092 574	01173	JESSE RAMOS JR	.00	.00	.00	.00	.00	.00	.00	.00	.00	.00
092 574	01318	ROGER G WIEBELHAUS	.00	.00	.00	.00	.00	.00	.00	.00	.00	.00
DEPARTMENT TOTALS			.00	.00	.00	.00	.00	.00	.00	.00	.00	.00
092 575	00109	TANYA M CHILDRESS	.00	.00	.00	.00	.00	.00	.00	.00	.00	.00

FOR PAY PERIOD ENDING 08/25/2016

DEPT NUMBER	EMP#	EMPLOYEE NAME	--- SICK LEAVE --- AVAIL VALUE	---- VACATION ---- AVAIL VALUE	---- COMP TIME ---- AVAIL VALUE	---- HOLIDAY ---- AVAIL VALUE	----- TOTALS ----- AVAIL VALUE
		DEPARTMENT TOTALS	.00 .00	.00 .00	.00 .00	.00 .00	.00 .00
		FUND TOTALS	.00 .00	.00 .00	.00 .00	.00 .00	.00 .00

FOR PAY PERIOD ENDING 08/25/2016

DEPT NUMBER	EMP#	EMPLOYEE NAME	--- SICK LEAVE ---		---- VACATION ----		----- COMP TIME -----		----- HOLIDAY -----		----- TOTALS -----	
			AVAIL	VALUE	AVAIL	VALUE	AVAIL	VALUE	AVAIL	VALUE	AVAIL	VALUE
DEPARTMENT TOTALS			.00	.00	.00	.00	.00	.00	.00	.00	.00	.00
093 570	00082	MOLLY K MCADAMS	480.00	11011.20	79.50	1823.73	17.00	389.98	.00	.00	576.50	13224.91
093 570	00371	TREY A MCCONNELL II	470.00	11021.50	70.00	1641.50	22.00	515.90	.00	.00	562.00	13178.90
093 570	00625	LAURIE N MCMILLAN	23.79	503.16	68.65	1451.95	.00	.00	.00	.00	92.44	1955.11
093 570	01115	DIANA K RODRIGUEZ	.00	.00	.00	.00	.00	.00	.00	.00	.00	.00
093 570	00184	ANTHONY R SCOTT	476.66	20501.15	47.00	2021.47	.00	.00	.00	.00	523.66	22522.62
093 570	00111	KELLY S SEMIEN	312.38	6756.78	95.06	2056.15	4.00	86.52	.00	.00	411.44	8899.45
DEPARTMENT TOTALS			1762.83	49793.79	360.21	8994.80	43.00	992.40	.00	.00	2166.04	59780.99
FUND TOTALS			1762.83	49793.79	360.21	8994.80	43.00	992.40	.00	.00	2166.04	59780.99

