

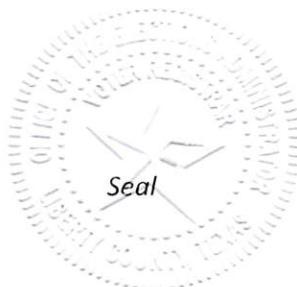



### **Certification of Official Election Results for Canvassing Authority**

I, the undersigned, the elections officer for the County of Liberty hereby certify that the following is a total of all votes received by each candidate and votes received "for" and "against" each measure as shown by the precinct returns. I further certify that the following vote totals include early voting votes by precinct received under Section 87.1231 of the Texas Election Code. The election was held June 18, 2022 in Liberty County Texas

**Klint D. Bush**  
**Elections Administrator**  
**Voter Registrar**

6/24/22





# Election Reconciliation - Official Totals

County Liberty  
 Registered Voters 4,076


Election Name Cleveland Run-off  
 Election Date 06/18/2022

1. Voters (from election rosters and lists)	
A. Early voting in person voters	168
B. Election day in person voters	112
C. Mail ballot voters	35
D. Provisional ballots submitted	1
E. Total voters (A+B+C+D)	0 316

2. Rejected ballots	
F. Mail ballots rejected	0
G. Provisional ballots rejected	1
H. Total ballots rejected (F+G)	0 1

3. Counted ballots (from tabulation software)	
I. Early voting ballots counted	168
J. Election day ballots counted	112
K. Mail ballots counted	35
L. Provisional ballots counted	0
M. Total ballots counted (I+J+K+L)	0 315

4. Comparison of voters and counted ballots	
N. Difference between voters and ballots (E-H-M)	0
	O. Difference as percentage of voters (N÷(E-H)*100) _____ %
P. Explanation for difference, if any	

5. Attestation	
Q. "I certify that the information contained in this document accurately reflects the official reconciliation of votes and voters from the above stated election"	
 Presiding judge signature	<u>Anita Sikes</u> Print name
	<u>06/18/2022</u> Date

6. Mail ballots	
R. Mail ballots sent	46
S. Mail ballots not returned by voter	11
T. Mail ballots surrendered	35

7. Provisional ballots	
U. Provisional ballots deemed incomplete	0



# Cumulative Results Report

LIBERTY COUNTY, TEXAS

*Amelia Soto*

# Official Results

Registered Voters

315 of 4076 = 7.73%

Precincts Reporting

4 of 4 = 100.00%

## GENERAL RUNOFF ELECTION

6/18/2022

Page 1

Run Time 9:26 AM  
Run Date 06/24/2022

### CITY OF CLEVELAND City Council Position 4 - Vote for none or one

Choice	Party	Absentee Voting		Early Voting		Election Day Voting		Total	
Desirée D. David		15	42.86%	76	47.50%	69	62.16%	160	52.29%
Rachel Hall		20	57.14%	84	52.50%	42	37.84%	146	47.71%
Cast Votes:		35	100.00%	160	100.00%	111	100.00%	306	100.00%
Undervotes:		0		8		1		9	
Overvotes:		0		0		0		0	

### CITY OF CLEVELAND City Council Position 5 - Vote for none or one

Choice	Party	Absentee Voting		Early Voting		Election Day Voting		Total	
Fred Terrell		28	84.85%	100	59.52%	84	77.78%	212	68.61%
Mike Doyle		5	15.15%	68	40.48%	24	22.22%	97	31.39%
Cast Votes:		33	100.00%	168	100.00%	108	100.00%	309	100.00%
Undervotes:		2		0		4		6	
Overvotes:		0		0		0		0	

\*\*\* End of report \*\*\*

# Canvass Results Report

Run Time 9:30 AM  
Run Date 06/24/2022

## LIBERTY COUNTY, TEXAS

### GENERAL RUNOFF ELECTION

6/18/2022

Page 1

## Official Results

### Registered Voters

315 of 4076 = 7.73%

### Precincts Reporting

4 of 4 = 100.00%

### CITY OF CLEVELAND City Council Position 4 - Vote for none or one

Precinct	Desirée D. David	Rachel Hall	Cast Votes	Undervotes	Overvotes	Absentee Voting Ballots Cast	Early Voting Ballots Cast	Election Day Voting Ballots Cast	Total Ballots Cast	Registered Voters	Turnout Percentage
7	45	85	130	6	0	15	87	34	136	1,748	7.78%
8	0	2	2	0	0	0	2	0	2	2	100.00%
20	115	58	173	3	0	20	78	78	176	2,228	7.90%
26	0	1	1	0	0	0	1	0	1	98	1.02%
<b>Totals</b>	<b>160</b>	<b>146</b>	<b>306</b>	<b>9</b>	<b>0</b>	<b>35</b>	<b>168</b>	<b>112</b>	<b>315</b>	<b>4,076</b>	<b>7.73%</b>

# Canvass Results Report

## LIBERTY COUNTY, TEXAS

### GENERAL RUNOFF ELECTION

6/18/2022

Page 2

Run Time 9:30 AM  
Run Date 06/24/2022

## Official Results

Registered Voters  
315 of 4076 = 7.73%  
Precincts Reporting  
4 of 4 = 100.00%

### CITY OF CLEVELAND City Council Position 5 - Vote for none or one

Precinct	Fred Terrell	Mike Doyle	Cast Votes	Undervotes	Overvotes	Absentee Voting Ballots Cast	Early Voting Ballots Cast	Election Day Voting Ballots Cast	Total Ballots Cast	Registered Voters	Turnout Percentage
7	80	55	135	1	0	15	87	34	136	1,748	7.78%
8	0	2	2	0	0	0	2	0	2	2	100.00%
20	131	40	171	5	0	20	78	78	176	2,228	7.90%
26	1	0	1	0	0	0	1	0	1	98	1.02%
Totals	212	97	309	6	0	35	168	112	315	4,076	7.73%



**Canvass Results Report**

Run Time 9:30 AM  
Run Date 06/24/2022

**LIBERTY COUNTY, TEXAS**

**GENERAL RUNOFF ELECTION**

6/18/2022  
Page 3

**Official Results**

**Registered Voters**  
315 of 4076 = 7.73%  
**Precincts Reporting**  
4 of 4 = 100.00%

\*\*\* End of report \*\*\*



**Precinct Results Report****LIBERTY COUNTY, TEXAS****Official Results****Registered Voters**

315 of 4076 = 7.73%

**Precincts Reporting**

4 of 4 = 100.00%

**GENERAL RUNOFF ELECTION**

6/18/2022

Page 1

Run Time 9:30 AM  
Run Date 06/24/2022

7

136 of 1,748 registered voters = 7.78%

**CITY OF CLEVELAND City Council Position 4 - Vote for none or one**

Choice	Party	Absentee Voting		Early Voting		Election Day Voting		Total	
Desirée D. David		1	6.67%	32	39.02%	12	36.36%	45	34.62%
Rachel Hall		14	93.33%	50	60.98%	21	63.64%	85	65.38%
	Cast Votes:	15	100.00%	82	100.00%	33	100.00%	130	100.00%
	Undervotes:	0		5		1		6	
	Overvotes:	0		0		0		0	

**CITY OF CLEVELAND City Council Position 5 - Vote for none or one**

Choice	Party	Absentee Voting		Early Voting		Election Day Voting		Total	
Fred Terrell		11	73.33%	47	54.02%	22	66.67%	80	59.26%
Mike Doyle		4	26.67%	40	45.98%	11	33.33%	55	40.74%
	Cast Votes:	15	100.00%	87	100.00%	33	100.00%	135	100.00%
	Undervotes:	0		0		1		1	
	Overvotes:	0		0		0		0	

**Precinct Results Report****LIBERTY COUNTY, TEXAS****Official Results****Registered Voters**

315 of 4076 = 7.73%

**Precincts Reporting**

4 of 4 = 100.00%

Run Time 9:30 AM  
Run Date 06/24/2022**GENERAL RUNOFF ELECTION**

6/18/2022

Page 2

**8**

2 of 2 registered voters = 100.00%

**CITY OF CLEVELAND City Council Position 4 - Vote for none or one**

Choice	Party	Absentee Voting		Early Voting		Election Day Voting		Total	
Desirée D. David		0	0.00%	0	0.00%	0	0.00%	0	0.00%
Rachel Hall		0	0.00%	2	100.00%	0	0.00%	2	100.00%
	Cast Votes:	0	0.00%	2	100.00%	0	0.00%	2	100.00%
	Undervotes:	0		0		0		0	
	Overvotes:	0		0		0		0	

**CITY OF CLEVELAND City Council Position 5 - Vote for none or one**

Choice	Party	Absentee Voting		Early Voting		Election Day Voting		Total	
Fred Terrell		0	0.00%	0	0.00%	0	0.00%	0	0.00%
Mike Doyle		0	0.00%	2	100.00%	0	0.00%	2	100.00%
	Cast Votes:	0	0.00%	2	100.00%	0	0.00%	2	100.00%
	Undervotes:	0		0		0		0	
	Overvotes:	0		0		0		0	

**Precinct Results Report****LIBERTY COUNTY, TEXAS****Official Results****Registered Voters**

315 of 4076 = 7.73%

**Precincts Reporting**

4 of 4 = 100.00%

**GENERAL RUNOFF ELECTION**

6/18/2022

Run Time 9:30 AM

Run Date 06/24/2022

Page 3

**20**

176 of 2,228 registered voters = 7.90%

**CITY OF CLEVELAND City Council Position 4 - Vote for none or one**

Choice	Party	Absentee Voting		Early Voting		Election Day Voting		Total	
Desirée D. David		14	70.00%	44	58.67%	57	73.08%	115	66.47%
Rachel Hall		6	30.00%	31	41.33%	21	26.92%	58	33.53%
Cast Votes:		20	100.00%	75	100.00%	78	100.00%	173	100.00%
Undervotes:		0		3		0		3	
Overvotes:		0		0		0		0	

**CITY OF CLEVELAND City Council Position 5 - Vote for none or one**

Choice	Party	Absentee Voting		Early Voting		Election Day Voting		Total	
Fred Terrell		17	94.44%	52	66.67%	62	82.67%	131	76.61%
Mike Doyle		1	5.56%	26	33.33%	13	17.33%	40	23.39%
Cast Votes:		18	100.00%	78	100.00%	75	100.00%	171	100.00%
Undervotes:		2		0		3		5	
Overvotes:		0		0		0		0	

**Precinct Results Report****LIBERTY COUNTY, TEXAS****Official Results****Registered Voters**

315 of 4076 = 7.73%

**Precincts Reporting**

4 of 4 = 100.00%

**GENERAL RUNOFF ELECTION**

6/18/2022

Page 4

Run Time 9:30 AM

Run Date 06/24/2022

26

1 of 98 registered voters = 1.02%

**CITY OF CLEVELAND City Council Position 4 - Vote for none or one**

Choice	Party	Absentee Voting		Early Voting		Election Day Voting		Total	
Desirée D. David		0	0.00%	0	0.00%	0	0.00%	0	0.00%
Rachel Hall		0	0.00%	1	100.00%	0	0.00%	1	100.00%
	Cast Votes:	0	0.00%	1	100.00%	0	0.00%	1	100.00%
	Undervotes:	0		0		0		0	
	Overvotes:	0		0		0		0	

**CITY OF CLEVELAND City Council Position 5 - Vote for none or one**

Choice	Party	Absentee Voting		Early Voting		Election Day Voting		Total	
Fred Terrell		0	0.00%	1	100.00%	0	0.00%	1	100.00%
Mike Doyle		0	0.00%	0	0.00%	0	0.00%	0	0.00%
	Cast Votes:	0	0.00%	1	100.00%	0	0.00%	1	100.00%
	Undervotes:	0		0		0		0	
	Overvotes:	0		0		0		0	

\*\*\* End of report \*\*\*